



# 2011-12 ULM MEN'S BASKETBALL

ULM MEDIA RELATIONS • JEREMY STEVENS • MEN'S BASKETBALL CONTACT  
318-547-5134 • JSTEVENS@ULM.EDU • ULMWARHAWKS.COM

## ULM SCHEDULE/RESULTS

Overall:	2-18	Sun Belt:	1-6
Home:	0-10	Home:	0-5
Away:	2-8	Away:	1-1
Neutral:	0-0	Neutral:	0-0

### EXHIBITION

Date	Opponent	Time/Result
Nov. 1	LUBBOCK CHRISTIAN (EXH.)	W, 67-63
Nov. 7	PHILANDER SMITH (EXH.)	W, 82-69

### REGULAR SEASON

Date	Opponent	Time/Result
Nov. 11	at Ole Miss	L, 38-60
Nov. 14	INDIANA STATE	L, 59-71
Nov. 16	at Tennessee	L, 62-85
Nov. 19	at Southeastern Louisiana	L, 60-63
Nov. 21	at No. 25 Mississippi State	L, 63-78
Nov. 26	HARDING	L, 68-71
Nov. 28	at Nicholls State	W, 86-65

Dec. 3	LOUISIANA TECH	L, 71-73
Dec. 10	at No. 22 Texas A&M	L, 54-67
Dec. 12	NICHOLLS STATE	L, 70-82
Dec. 15	NORTHWESTERN STATE	L, 63-76
Dec. 19	at No. 21 UNLV	L, 63-81
Dec. 21	at Indiana State	L, 35-50
Dec. 29	WESTERN KENTUCKY*	L, 71-76 OT
Dec. 31	ARKANSAS STATE*	L, 63-65

Jan. 5	at Florida Atlantic*	L, 30-58
Jan. 7	at FIU*	W, 54-50
Jan. 12	UALR*	L, 51-72
Jan. 14	NORTH TEXAS*	L, 55-68
Jan. 19	DENVER*	L, 48-63
Jan. 21	at Troy*	7:30 p.m.
Jan. 28	UL-LAFAYETTE*	4 p.m.

Feb. 2	at Arkansas State* (SBN)	8 p.m.
Feb. 4	at UALR*	7 p.m.
Feb. 11	SOUTH ALABAMA*	2 p.m.
Feb. 16	at North Texas*	7 p.m.
Feb. 18	at Denver*	5 p.m.
Feb. 23	MIDDLE TENNESSEE*	7:30 p.m.
Feb. 25	at UL-Lafayette*	7:15 p.m.

All time Central

**BOLD CAPS** denotes home games

\*denotes Sun Belt Conference games

### ULM NAME USAGE

We are ULM. Please note that there are only two correct versions of our institution's name, the preferred acronym ULM and the full name, the University of Louisiana at Monroe. Any other reference, including Louisiana-Monroe, UL-Monroe, La.-Monroe, LAM, or simply Monroe, is incorrect. Additionally, all women's athletic teams are known simply as Warhawks -- not Lady Warhawks or Lady Hawks.



## ULM WARHAWKS (2-18, 1-6 SUN BELT)

## VS. TROY TROJANS (6-11, 1-5 SUN BELT)

Date .....	Saturday, Jan. 21, 2012
Tipoff .....	7:30 p.m. (CT)
Location .....	Sartain Hall (Troy, Ala.)
Series History .....	Troy leads 5-2
Last Meeting .....	L, 68-74 (Jan. 29, 2011)
Coaches .....	Troy's Don Maestri (491-368) vs. ULM's Keith Richard (159-159)
Radio .....	105.3 FM, Nick White (pbp)
Live Stats .....	ulmwarhawks.com

### WARHAWK QUICK HITS

- ULM is in its 61st season of basketball. The Warhawks have won 10 regular season conference championships, eight conference tournament championships and have made seven NCAA Tournament appearances.
- The Warhawks have led or been tied in the second half with three teams from power six conferences this season, including against a pair of ranked opponents (Texas A&M and Mississippi State).
- Sophomore guard Charles Winborne led the Warhawks with 18 points Thursday against Denver. Winborne has notched double figures in scoring in four straight games.
- Following a career-high 13 rebounds against North Texas, sophomore center Steven McClellan had just four boards Thursday against Denver. The 6-7 center is averaging 9.0 points and a team-high 7.4 rebounds in 13 games this season.
- Senior guard Fred Brown leads the Warhawks in scoring with 12.1 points per contest. Despite a pair of misses from the free-throw line Thursday, Brown still ranks third in the Sun Belt in free-throw percentage (.843).
- Winborne and freshman guard Trent Mackey each rank in the top 10 in the Sun Belt in 3-point percentage. Winborne ranks fourth (.435) while Mackey has moved into a tie for seventh (.429).
- The Warhawks ranks fourth in the Sun Belt with an average of 6.2 3-pointers per game.

### ULM PROBABLE STARTERS

NO.	NAME	POS.	HT.	WT.	YR.	HOMETOWN	PPG	RPG	APG
5	Christian Bibi Ndongo	F	6-8	195	Sr.	Yaounde, Cameroon	3.5	3.1	0.5
15	Steven McClellan	C	6-7	250	So.	Fresno, Calif.	9.0	7.4	0.8
11	Charles Winborne	G	6-1	185	So.	Shreveport, La.	11.2	2.3	1.7
24	Hugh Mingo	G	6-3	175	Sr.	West Monroe, La.	8.1	4.3	1.4
55	Fred Brown	G	6-2	190	Sr.	West Palm Beach, Fla.	12.1	2.9	2.4

### ULM OFF THE BENCH

NO.	NAME	POS.	HT.	WT.	YR.	HOMETOWN	PPG	RPG	APG
3	Marcelis Hansberry	G	6-0	180	So.	Jackson, Miss.	4.0	2.0	1.3
4	R.J. McCray	G	6-2	180	So.	Arlington, Texas	2.9	1.5	1.0
10	Trent Mackey	G	6-3	180	Fr.	Tampa, Fla.	6.2	1.8	1.4
35	Trey Lindsey	F	6-6	205	Fr.	Austin, Texas	2.8	2.0	1.1
41	Fabio Ribeiro	C	6-10	250	Sr.	Caetnopolis, Brazil	2.9	3.6	0.3

### TROY PROBABLE STARTERS

NO.	NAME	POS.	HT.	WT.	YR.	HOMETOWN	PPG	RPG	APG
42	Tim Owens	F	6-9	210	Sr.	Orlando, Fla.	5.4	5.2	0.3
1	Will Weathers	G	6-1	171	Jr.	New Orleans, La.	10.9	2.9	6.2
3	Steven Cunningham	G	6-4	215	Sr.	Dothan, Ala.	5.9	3.0	0.7
5	Justin Wright	G	6-5	220	Jr.	Pace, Fla.	10.2	3.5	1.2
10	Emil Jones	G	6-3	185	Jr.	Hattiesburg, Miss.	9.0	5.8	2.2



## ULM QUICK FACTS

## UNIVERSITY INFORMATION

Name .....	ULM (University of Louisiana at Monroe)
Location .....	Monroe, La. (Ouachita Parish)
Founded .....	1931
Enrollment .....	8,858
Nickname/Mascot .....	Warhawks/Ace
Colors .....	Maroon & Gold
Conference .....	Sun Belt
Affiliation .....	NCAA Division I
President .....	Dr. Nick Bruno
Director of Athletics .....	Bobby Staub

## HOME COURT INFORMATION

Facility .....	Fant-Ewing Coliseum
Capacity .....	7,000
Opened .....	1971
Playing Surface .....	Maple
All-Time Record .....	381-151
Championship Tournaments Hosted .....	10
Press Row Phone .....	(318) 342-6920

## PROGRAM INFORMATION

First Season .....	1951-52
Total Seasons .....	60
All-Time Record .....	895-766
All-Time Conference Record .....	384-323
Gulf States (18 seasons) .....	100-98
Atlantic Sun (4 seasons) .....	23-11
Southland (24 seasons) .....	231-149
Sun Belt (5 seasons) .....	30-65
Winning Seasons .....	38
Last .....	2006-07 (18-14)
20-Plus Win Seasons .....	10
Last .....	2001-02 (20-12)
Regular Season Conference Championships .....	10
.. (1962, 1965, 1980, 1986, 1990, 1991, 1993, 1994, 1996, 1997)	
Conference Tournament Titles .....	8
..... (1979, 1982, 1986, 1990, 1991, 1992, 1993, 1996)	
NCAA Tournament Appearances .....	7
Last .....	1996 (Wake Forest: L, 50-62)
NIT Appearances .....	2
Last .....	1988 (Arkansas State: L, 59-70)

## 2010-11 SEASON RECAP

Overall Record .....	7-24
Home .....	4-9
Away .....	2-13
Neutral .....	1-2
SBC Record .....	2-14 (6th West)
Home .....	0-8
Away .....	2-6
SBC Tournament Record .....	0-1
Starters R/L .....	3/2
Letterwinners R/L .....	8/4
Newcomers (HS/TR) .....	5 (4/1)
Returning Scoring .....	.62 percent
Returning Rebounding .....	.58 percent

## BASKETBALL STAFF

Head Coach .....	Keith Richard
Alma Mater .....	ULM, 1982
Record at ULM .....	7-24 (1 season)
Career Record .....	157-141 (10 seasons)
Assistant Coach .....	Cord Wright (Limestone, 2002)
Assistant Coach .....	Brandon Roberts (ULM, 2009)
Athletic Trainer .....	Jeremy Teblum (Florida State, 2009)
Strength & Conditioning .....	Joe Girardi (Miami, Fla., 2009)
Video Coordinator .....	Matt Braunscheidel (St. Bonaventure, 2006)
Academic Counselor .....	Elizabeth Holbert (Ole Miss, 2008)

## GAME BASICS

ULM (2-18, 1-6 SBC) is back in action Saturday at Troy (6-11, 1-5 SBC). The game is set to tip off at 7:30 p.m. inside Sartain Hall. The game can be heard on 105.3 FM in Monroe or online at [ulmwarhawks.com](http://ulmwarhawks.com), with Nick White calling the action. Live stats are available by visiting [ulmwarhawks.com](http://ulmwarhawks.com).

## UPDATING THE WARHAWKS

- ULM wrapped up a three-game home stand Thursday with a 63-48 loss to Denver. ULM led just one time in the game as Denver pushed out to an early double-digit advantage and hung on for the victory.
- The Warhawks shot 36.5 percent from the field, but did improve in the second half at 42.9 percent. ULM outscored Denver 30-27 in the second half, the second straight game the Warhawks have outscored their opponent in the second half.
- ULM has struggled during the first half in its six conference games, averaging just 27.8 points before the break. Conference opponents are outscoring the Warhawks by an average of 7.4 points in the first half.

- Sophomore guard Charles Winborne scored a game-high 18 points on 7-of-16 shooting against Denver. Winborne also finished 3 of 8 from beyond the arc and 1 of 1 from the free-throw line. He is the only ULM player to have scored in double figures in four straight games. Winborne leads the Warhawks with 11.7 points per game during conference play. He ranks fourth in the Sun Belt in 3-point percentage (.435) and eighth in 3-pointers made per game (1.9).
- Sophomore center Steven McClellan contributed nine points and four rebounds Thursday against Denver. It marked McClellan's second-lowest rebounding output of the season. He is averaging 9.0 points and a team-high 7.4 rebounds in 13 games this season.
- Senior guard Fred Brown leads the Warhawks in scoring with 12.1 points per game on the season. Brown has struggled over his last two games, scoring a combined six points. Brown is 2 of 12 from the field and 0 of 5 from 3-point range over his last two games.
- Freshman guard Trent Mackey hit a pair of 3-pointers against Denver, giving him 30 on the season. Mackey is tied for seventh in the Sun Belt in 3-point percentage (.429).
- The Warhawks rank ninth in the Sun Belt in field-goal percentage (.402), sixth in 3-point percentage (.350) and sixth in free-throw percentage (.687). ULM also ranks fourth in the conference with 6.2 3-pointers made per game.

## OTHER NOTES

- The Warhawks' 76-71 overtime loss to Western Kentucky was their first overtime game since Dec. 31, 2008 at UALR.
- ULM is 1-5 this season in games decided by five points or less, including 1-2 in Sun Belt play.
- ULM shot a season-best 62 percent from the field against Nicholls State (Nov. 28). It was the Warhawks' highest shooting percentage in a game since December of 2009.
- ULM has hung tough with some of the best teams in the country this season. The Warhawks led then No. 25 Mississippi State by two points with 14:13 remaining (Nov. 21) and most recently were tied 43-all at No. 22 Texas A&M with 13:20 to play (Dec. 10). In addition, ULM also had a second-half lead at Tennessee on Nov. 16.
- The Warhawks made at least 10 3-pointers in back-to-back games earlier this season. ULM had 11 3s against Harding (Nov. 26) and followed it up with 12 3s against Nicholls State (Nov. 28).
- The Warhawks are playing the 2011-12 season with just nine active scholarship players and are banned from participating in postseason play due to NCAA APR sanctions.
- ULM will be playing its final game ever at Sartain Hall Saturday as Troy moves into Trojan Arena next season. The new \$31 million arena is expected to seat 5,200 fans.

## PREVIEWING THE TROJANS

- Troy fell to 1-5 in conference play with an 88-67 loss at home to Florida Atlantic on Thursday. Troy's lone conference win came 67-65 at Western Kentucky back on Jan. 7. The Trojans are averaging 71.2 points per game and are shooting 39.4 percent from the field, 34.4 percent from 3-point range and 66.4 percent from the free-throw line.
- Will Weathers leads three Trojans players in double-figure scoring with 10.9 points per game. Weathers shoots 35.4 percent from the field, 30.8 percent from beyond the arc and 72.9 percent from the free-throw line. Justin Wright adds 10.2 points and Alan Jones contributes 10.1 points for Troy.
- Don Maestri is the longest-tenured coach in the Sun Belt in his 30th season as the head coach at Troy. Maestri has compiled an overall record of 491-368 and is the school's all-time leader in wins. In fact, Maestri's 491 wins are the most all-time by a coach

## STATS COMPARISON

## CATEGORY

	ULM	TROY
Overall Record	2-18	6-11
Conference Record	1-6	1-5
Points Per Game	58.2	71.2
Opp. Points Per Game	68.7	76.5
Rebounds Per Game	31.3	36.8
Rebounding Margin	-2.8	-2.6
Field Goal Pct.	.402	.394
Opp. Field Goal Pct.	.447	.473
3-Point Pct.	.349	.344
Opp. 3-Point Pct.	.373	.386
Free Throw Pct.	.687	.664
Assists Per Game	11.2	13.6
Turnovers Per Game	13.3	12.9
Turnover Margin	-2.2	+2.8
Blocked Shots Per Game	2.2	3.5
Steals Per Game	5.1	7.5

**CAREER TOTALS FOR CURRENT WARHAWKS****POINTS**

Fred Brown.....	1,020
Hugh Mingo.....	457
Steven McClellan.....	262
Charles Winborne.....	213
Marcelis Hansberry.....	180
Fabio Ribeiro.....	155
R.J. McCray.....	125
Trent Mackey.....	123
Christian Bibi Ndongo.....	101
Trey Lindsey.....	54
Reginald Smith.....	3
Ife Eke.....	0
D'Andre Martin.....	0

**REBOUNDS**

Hugh Mingo.....	232
Steven McClellan.....	209
Fred Brown.....	208
Fabio Ribeiro.....	147
Christian Bibi Ndongo.....	93
Marcelis Hansberry.....	74
R.J. McCray.....	48
Charles Winborne.....	45
Trey Lindsey.....	38
Trent Mackey.....	36
Ife Eke.....	3
D'Andre Martin.....	0
Reginald Smith.....	0

**ASSISTS**

Fred Brown.....	188
Marcelis Hansberry.....	70
Hugh Mingo.....	67
R.J. McCray.....	33
Charles Winborne.....	323
Trent Mackey.....	24
Steven McClellan.....	24
Trey Lindsey.....	21
Christian Bibi Ndongo.....	14
Fabio Ribeiro.....	12
Ife Eke.....	0
D'Andre Martin.....	0
Reginald Smith.....	0

**STEALS**

Fred Brown.....	101
Hugh Mingo.....	55
Marcelis Hansberry.....	20
Steven McClellan.....	20
R.J. McCray.....	19
Fabio Ribeiro.....	13
Christian Bibi Ndongo.....	10
Charles Winborne.....	9
Trey Lindsey.....	7
Trent Mackey.....	5
D'Andre Martin.....	1
Ife Eke.....	0
Reginald Smith.....	0

**BLOCKS (Top Five Only)**

Christian Bibi Ndongo.....	22
Steven McClellan.....	16
Hugh Mingo.....	14
Fabio Ribeiro.....	11
Fred Brown.....	9

in the state of Alabama.

**SERIES HISTORY**

Troy leads the all-time series 5-2 with five straight wins. ULM last defeated Troy back in 2006-07, a 91-78 victory in Fant-Ewing Coliseum. Troy has won both of the previous meetings between the two teams in Sartain Hall.

**UP NEXT**

The Warhawks have a week off before hosting in-state rival UL-Lafayette Saturday (Jan. 28) at 4 p.m. inside Fant-Ewing Coliseum.

**BROWN REACHES 1,000 POINTS**

Senior guard Fred Brown topped the 1,000-point milestone for his career with 16 points against FIU (Feb. 7). Brown, who scored 380 points in two seasons with Kansas State, has been the leading scorer for ULM the past two years. He has notched double figures in scoring 48 times in his career, including 13 times this season.

**ULM CLOSING IN ON 900 WINS**

In its 61st season of men's basketball, ULM is just five wins shy of reaching 900 in its history. The men's basketball program has been one of the finest at ULM over the years as the Warhawks have captured 10 regular season conference titles, eight conference tournament championships and have appeared in the NCAA Tournament seven times and the NIT twice.

**MCCLELLAN MAKES SEASON DEBUT**

Sophomore Steven McClellan saw his first action of the season Dec. 3 against Louisiana Tech. McClellan came off the bench with six points, seven rebounds and a blocked shot in 21 minutes of action. The 6-foot-7 center was slated to redshirt this season, but adds much needed height to the ULM frontcourt.

**WARHAWK INK TWO IN EARLY SIGNING PERIOD**

ULM men's basketball head coach Keith Richard announced Thursday the signing of high school seniors Kyle Koszuta and Taylor Birchett to national letters of intent. Koszuta and Birchett are the first two players to sign with the Warhawks for the 2012-13 season.

"We are excited about Kyle and Taylor joining our team next season," Richard said. "They're great kids that come from great families and will help us move this program forward."

Koszuta, a 6-1 point guard, attends Niceville High School in Niceville, Fla. Koszuta averaged 16.1 points and 1.5 assists as a junior, helping the Eagles to a 15-9 record. He scored a season-best 31 points on 12-of-23 shooting against Bainbridge (Ga.) last season.

Birchett, a 6-4 shooting guard, attends Roswell High School in Roswell, Ga. He led his team in scoring with 16.5 points as a junior and helped Roswell to its first Georgia 'Sweet 16' appearance in 14 years. He shot 43.2 percent from the field (118-of-273) and 40.3 percent from 3-point range (54-of-134) as a junior and was named to the 6-5A all-region team and the All-North Fulton Prep Rally first team.

**EKE TO REDSHIRT IN 2011-12**

ULM men's basketball head coach Keith Richard announced Tuesday that sophomore Ife Eke will redshirt during the 2011-12 season and will have three years of eligibility remaining starting next season. The Warhawks will play the season with nine scholarship players.

Eke suffered a season-ending injury by tearing his anterior cruciate ligament (ACL) in practice last week and is expected to have surgery in the near future.

**FAMILIAR FOES**

ULM will renew in-state rivalries against former Southland Conference foes Northwestern State, Southeastern Louisiana and Nicholls State in 2011-12. The Warhawks will also face Louisiana Tech for the fourth consecutive season.

ULM has faced Northwestern State more than any other team as the two will meet for the 118th time this season. The Warhawks and Demons have not faced each other since 2005-06, the last season ULM competed in the Southland. Similarly, the Warhawks will meet Southeastern Louisiana for the 91st time and Nicholls State for the 71st time in school history.

**BROWN TABBED PRESEASON ALL-SUN BELT**

Senior guard Fred Brown has picked up plenty of preseason accolades as he was named to virtually everyone's preseason All-Sun Belt team. Brown was chosen to All-Sun Belt Third Team by the conference coaches and College Sports Madness. Brown was also picked as one of the top five players in the Sun Belt by Jon Teitel of collegehoops.net.



## SUN BELT STANDINGS

EAST DIVISION	Sun Belt			Overall		
	W	L	Pct.	W	L	Pct.
Middle Tennessee	7	0	1.000	18	2	.900
Florida Atlantic	3	3	.500	7	12	.368
South Alabama	2	4	.333	10	7	.588
FIU	2	4	.333	5	13	.278
Troy	1	5	.167	6	11	.353
Western Kentucky	1	5	.167	5	14	.263

WEST DIVISION	Sun Belt			Overall		
	W	L	Pct.	W	L	Pct.
UALR	5	1	.833	8	12	.400
Denver	5	1	.833	15	4	.789
North Texas	4	2	.667	11	8	.579
UL-Lafayette	4	2	.667	10	10	.500
Arkansas State	2	4	.333	8	12	.400
<b>ULM</b>	<b>1</b>	<b>6</b>	<b>.143</b>	<b>2</b>	<b>18</b>	<b>.100</b>



## MID-MAJOR TOP 25 (Jan. 16, 2012)

No.	School	Record	Pts.	Prev.
1.	Murray State (31)	18-0	775	1
2.	Creighton	16-2	735	2
3.	Saint Mary's	17-2	681	5
4.	Harvard	15-2	670	4
5.	Middle Tennessee	17-2	639	7
6.	Gonzaga	14-3	630	3
7.	Wichita State	15-3	591	9
8.	Iona	14-4	533	6
9.	BYU	15-4	524	10
10.	Cleveland State	15-4	497	8
11.	Long Beach State	12-6	396	16
12.	Davidson	12-4	393	14
13.	Kent State	12-4	391	13
14.	George Mason	13-5	363	11
15.	Weber State	14-3	336	15
16.	Oral Roberts	16-4	289	20
17.	Ohio	13-4	287	12
18.	Belmont	12-6	229	19
19.	VCU	13-5	226	21
20.	Wagner	14-3	161	22
21.	Denver	14-4	157	17
22.	College of Charleston	12-5	134	18
23.	Milwaukee	13-6	59	NR
24.	Georgia State	13-4	57	NR
25.	UT-Arlington	11-5	49	NR

**OTHERS RECEIVING VOTES:** South Dakota State 46, Akron 45, Norfolk State 31, Drexel 26, Valparaiso 26, Robert Morris 24, Indiana State 22, Northern Iowa 20, North Dakota State 11, UNC Asheville 10, Long Island University 7, Missouri State 7, Coastal Carolina 5, Yale 4, Illinois State 2, Lamar 2, Lehigh 2, Bucknell 1, Buffalo 1, Loyola 1.

## BROWN, MINGO NAMED TEAM CAPTAINS

Head Coach Keith Richard named seniors Fred Brown and Hugh Mingo team captains for the 2011-12 season. Brown and Mingo are the two leading returning scorers from last season. They combined to make 58 starts and averaged over 32 minutes per game a year ago.

## WARHAWKS PICKED SIXTH IN SUN BELT WEST DIVISION

ULM was picked to finish sixth in the West Division of the Sun Belt by its conference coaches. Arkansas State received 64 points and was picked to win the West, followed by UL-Lafayette (60), North Texas (50), Denver (40), UALR (26) and ULM (12).

Florida Atlantic got all but one first-place vote to earn the top spot in the East Division. The Owls were followed by Middle Tennessee (59), Western Kentucky (41), South Alabama (33), FIU (31) and Troy (17).

## FANT-EWING COURT GETS NEW LOOK

The court inside Fant-Ewing Coliseum will have a new look to it when the ULM men's and women's basketball teams begin play in November.

The court has been redesigned and repainted with a fresh look, which includes the primary ULM logo at center court and "Warhawks" on each baseline. It is the first major renovation to the court since the fall of 2006.

The redesign also accommodates the new women's 3-point line, which moves back a foot to 20 feet, 9 inches (the same as the men) and the addition of the charge circle underneath each basket.

Fant-Ewing Coliseum has received several upgrades since 2009, including a new scoreboard and new scorer's tables.

## MISC. STATS

Largest halftime lead .....	9, vs. Arkansas State (12/31/11)
Largest halftime deficit .....	22, at Ole Miss (11/11/11)
Largest halftime lead surrendered to lose .....	10, at FIU (1/7/12)
Largest halftime deficit overcome to win .....	n/a
Largest lead at any time .....	21, at Nicholls State (11/28/11)
Largest deficit at any time .....	29, at UNLV (12/19/11)
Largest lead surrendered to lose .....	11, vs. Arkansas State (12/31/11)
Largest deficit overcome to win .....	6, at Nicholls State (11/28/11)
Largest margin of victory .....	21, at Nicholls State (11/28/11)
Largest margin of defeat .....	28, at Florida Atlantic (1/5/12)
Most points scored in a half .....	50 (second half), at Nicholls State (11/28/11)
Fewest points scored in a half .....	7 (first half), at Florida Atlantic (1/5/12)
Most points allowed in a half .....	52, at Tennessee (11/16/11)
Fewest points allowed in a half .....	21 (first half), at FIU (1/7/12)



## 2011-12 ROSTER

## NUMERICAL ROSTER

##	Name	Pos.	Cl.	Ht.	Wt.	Hometown (Previous School)
3	Marcelis Hansberry	G	So.	6-0	180	Jackson, Miss. (Provine HS)
4	R.J. McCray	G	So.	6-2	180	Arlington, Texas (Grace Prep Academy)
5	Christian Bibi Ndongo	F	Sr.	6-8	195	Yaounde, Cameroon (John Wood CC)
10	Trent Mackey	G	Fr.	6-3	180	Tampa, Fla. (Newsome HS)
11	Charles Winborne	G	So.	6-1	185	Shreveport, La. (Loyola-Chicago)
14	Ife Eke*	F	So.	6-7	210	Lagos, Nigeria (Northwest Rankin HS)
15	Steven McClellan	C	So.	6-7	250	Fresno, Calif. (Edison HS)
23	Reginald Smith	G	Fr.	6-0	160	Columbia, La. (Caldwell HS)
24	Hugh Mingo	G	Sr.	6-3	175	West Monroe, La. (South Plains CC)
33	D'Andre Martin	G	Fr.	6-2	195	Monroe, La. (Richwood HS)
35	Trey Lindsey	F	Fr.	6-6	205	Austin, Texas (Bowie HS)
41	Fabio Ribeiro	C	Sr.	6-10	250	Caetopolis, Brazil (New Mexico JC)
55	Fred Brown	G	Sr.	6-2	190	West Palm Beach, Fla. (Kansas State)

\*Will redshirt during the 2011-12 season

## ALPHABETICAL ROSTER

##	Name	Pos.	Cl.	Ht.	Wt.	Hometown (Previous School)
5	Christian Bibi Ndongo	F	Sr.	6-8	195	Yaounde, Cameroon (John Wood CC)
55	Fred Brown	G	Sr.	6-2	190	West Palm Beach, Fla. (Kansas State)
14	Ife Eke*	F	So.	6-7	210	Lagos, Nigeria (Northwest Rankin HS)
3	Marcelis Hansberry	G	So.	6-0	180	Jackson, Miss. (Provine HS)
35	Trey Lindsey	F	Fr.	6-6	205	Austin, Texas (Bowie HS)
10	Trent Mackey	G	Fr.	6-3	180	Tampa, Fla. (Newsome HS)
33	D'Andre Martin	G	Fr.	6-2	195	Monroe, La. (Richwood HS)
15	Steven McClellan	C	So.	6-7	250	Fresno, Calif. (Edison HS)
4	R.J. McCray	G	So.	6-2	180	Arlington, Texas (Grace Prep Academy)
24	Hugh Mingo	G	Sr.	6-3	175	West Monroe, La. (South Plains CC)
41	Fabio Ribeiro	C	Sr.	6-10	250	Caetopolis, Brazil (New Mexico JC)
23	Reginald Smith	G	Fr.	6-0	160	Columbia, La. (Caldwell HS)
11	Charles Winborne	G	So.	6-1	185	Shreveport, La. (Loyola-Chicago)

\*Will redshirt during the 2011-12 season

## COACHING STAFF

**Head Coach:** Keith Richard, second season at ULM

**Assistant Coach:** Cord Wright, second season at ULM

**Assistant Coach:** Brandon Roberts, second season at ULM

## PRONUNCIATION

Keith <b>RICHARD</b>	Re-CHARD
Christian <b>BIBI NDONGO</b>	be-be-DONGO
<b>IFE EKE</b>	if-E E-kay
Fabio <b>RIBEIRO</b>	rib-ARROW
<b>D'ANDRE</b> Martin	DEE-on-dre

## BY CLASS

Seniors .....	Fred Brown
.....	Hugh Mingo
.....	Fabio Ribeiro
.....	Christain Bibi Ndongo
Sophomores .....	Marcelis Hansberry
.....	R.J. McCray
.....	Charles Winborne
.....	Ife Eke
.....	Steven McClellan
Freshman .....	Trent Mackey
.....	Reginald Smith
.....	D'Andre Martin
.....	Trey Lindsey

## BY POSITION

Guard .....	Marcelis Hansberry
.....	R.J. McCray
.....	Trent Mackey
.....	Charles Winborne
.....	Reginald Smith
.....	Hugh Mingo
.....	D'Andre Martin
.....	Fred Brown
Forward .....	Christian Bibi Ndongo
.....	Ife Eke
.....	Trey Lindsey
Center .....	Steven McClellan
.....	Fabio Ribeiro

## BY HEIGHT

6-0 .....	Reginald Smith
.....	Marcelis Hansberry
6-1 .....	Charles Winborne
6-2 .....	Fred Brown
.....	R.J. McCray
.....	D'Andre Martin
6-3 .....	Hugh Mingo
.....	Trent Mackey
6-6 .....	Trey Lindsey
6-7 .....	Steven McClellan
.....	Ife Eke
6-8 .....	Christian Bibi Ndongo
6-10 .....	Fabio Ribeiro

## BY STATE

Louisiana .....	Charles Winborne
.....	Reginald Smith
.....	Hugh Mingo
.....	D'Andre Martin
Texas .....	R.J. McCray
.....	Trey Lindsey
Mississippi .....	Marcelis Hansberry
.....	Ife Eke
Florida .....	Fred Brown
.....	Trent Mackey
California .....	Steven McClellan
Brazil .....	Fabio Ribeiro
Cameroon .....	Christian Bibi Ndongo





## HEAD COACH KEITH RICHARD

Keith Richard returned to his alma mater to become ULM's seventh men's basketball head coach on April 22, 2010. Now in his second season, Richard seeks to restore the rich tradition of the ULM men's basketball program — something he knows very well.

Richard became the second ULM men's basketball coach — joining Mike Vining — to have also been a student-athlete and an assistant coach for the program. He was with the Warhawks in both capacities for six of the program's seven NCAA Tournament appearances in the 80s and 90s.

The Warhawks finished 7-24 in Richard's first season that was plagued by scholarship limits and youth. Despite the record, the Warhawks were competitive, losing seven games by six points or less. The season highlight came in an 82-75 victory at North Texas in the final week of the regular season. The Warhawks also took down Big Sky Tournament champion Northern Colorado 78-75 in Fant-Ewing Coliseum on Dec. 22.

As a student-athlete, Richard bridged the transition from Lenny Fant to Benny Hollis to Vining. He played on Fant's final team, played two seasons for Hollis and then completed his playing career on Vining's first team. ULM won three Trans-America Athletic Conference championships during his four years and advanced to the NCAA Tournament in 1982, the school's first-ever appearance, and the NIT in 1979. He twice led the team in assists and was team captain in 1980-81 and 1981-82.

Following his playing career, Richard spent two seasons as a graduate assistant at ULM (1984-86), assisting as his alma mater won the Southland Conference regular season and tournament titles in 1985, earning a trip to the NCAA Tournament.

Richard moved on to Marshall University for three years from 1986-89, helping the Thundering Herd win two Southern Conference crowns and a Southern Conference tournament title. Marshall participated in the 1987 NCAA Tournament and the 1988 NIT while Richard was on staff.

He returned to ULM for the 1989-90 season, spending five seasons as an assistant coach. In those five years, ULM won four Southland Conference regular season championships, four Southland Conference tournaments and made four appearances in the NCAA Tournament (1990, 1991, 1993, 1994). He departed in 1994 to join the staff at Louisiana Tech.

In his first season at Louisiana Tech, Richard helped the Bulldogs to the second biggest turnaround in the nation as they won 14 games after winning just two in the season prior to his arrival.

The following year Richard was promoted from assistant coach to associate head coach, spending three seasons in that capacity. He helped the Bulldogs reach the championship game of the Sun Belt Tournament in 1997, the school's first appearance in five seasons.

Richard became the head coach at Louisiana Tech prior to the 1998-99 season, guiding the Bulldogs for nine seasons. In his time at the helm of Louisiana Tech, Richard compiled a record of 150-117, the third-most wins in school history. In nine seasons, Richard had 11 players named all-conference, including three-time NCAA rebounding champion Paul Millsap, who went on to be drafted by the Utah Jazz. This season, Millsap will begin his fifth year with the Jazz.

During Richard's tenure at Louisiana Tech, the Bulldogs went on the road and won money games against the likes of Auburn, Baylor, Memphis (coached by John Calipari) and Texas Tech (coached by Bob Knight).

In his first season as head coach, Louisiana Tech won the Sun Belt regular season championship. Richard was named Sun Belt Conference Coach of the Year and two players, Lonnie Cooper and Craig Jackson, earned all-conference accolades.

The next year, Richard guided Louisiana Tech to a 21-win season, the school's first of three 20-plus win seasons under Richard. Gerrod Henderson and Jackson earned All-Sun Belt honors that year, with Henderson named the Sun Belt's Most Valuable Player.

In 2001-02, Louisiana Tech moved from the Sun Belt into the Western Athletic Conference, where Richard immediately turned the Bulldogs into a contender for the conference crown, posting a 22-10 overall record, 14-4 in conference play. Led by Henderson, who earned All-WAC honors, Richard's Bulldogs earned a berth in the NIT, where they defeated Louisiana-Lafayette and Vanderbilt before falling to Villanova.

Richard took the Bulldogs to the postseason again during the 2005-06 season as Louisiana Tech won 20 games and earned a trip to the NIT. That year, Millsap was named as an All-WAC performer for the third consecutive season while also leading the nation in rebounding for the third-straight season.

In nine years as the head coach at Louisiana Tech, Richard's teams posted a conference record of 90-60, going 32-14 in three seasons in Sun Belt and 58-46 in six years in the WAC. At ULM, Richard returns to the Sun Belt where he currently stands as the league's 10th winningest coach in conference games, with a .696 winning percentage.

Prior to returning to guide his alma mater, Richard spent the past two seasons as an assistant coach at LSU, where he helped the Tigers win the 2008-09 SEC regular season championship and reach the second round of the NCAA Tournament before losing to eventual national champion North Carolina.



### THE RICHARD FILE

**9-42 Record at ULM (second season)**

**159-159 Career Record (11th season)**

#### COACHING HONORS

1999 Sun Belt Coach of the Year

Has been part of the coaching staff for seven NCAA Tournament and three NIT teams

#### COACHING CAREER

Season	School	Position	Record/Postseason
1984-85	ULM	Graduate Assistant	17-12
1985-86	ULM	Graduate Assistant	20-10/NCAA
1986-87	Marshall	Assistant Coach	25-6/NCAA
1987-88	Marshall	Assistant Coach	24-8/NIT
1988-89	Marshall	Assistant Coach	15-15
1989-90	ULM	Assistant Coach	22-8/NCAA
1990-91	ULM	Assistant Coach	25-8/NCAA
1991-92	ULM	Assistant Coach	19-10/NCAA
1992-93	ULM	Assistant Coach	26-5/NCAA
1993-94	ULM	Assistant Coach	19-9
1994-95	Louisiana Tech	Assistant Coach	14-13
1995-96	Louisiana Tech	Associate Head Coach	11-17
1996-97	Louisiana Tech	Associate Head Coach	15-14
1997-98	Louisiana Tech	Associate Head Coach	12-15
1998-99	Louisiana Tech	Head Coach	19-9
1999-00	Louisiana Tech	Head Coach	21-8
2000-01	Louisiana Tech	Head Coach	17-12
2001-02	Louisiana Tech	Head Coach	22-10/NIT
2002-03	Louisiana Tech	Head Coach	12-15
2003-04	Louisiana Tech	Head Coach	15-15
2004-05	Louisiana Tech	Head Coach	14-15
2005-06	Louisiana Tech	Head Coach	20-13/NIT
2006-07	Louisiana Tech	Head Coach	10-20
2008-09	LSU	Assistant Coach	27-8/NCAA
2009-10	LSU	Assistant Coach	11-20
2010-11	ULM	Head Coach	7-24
2011-12	ULM	Head Coach	2-18

#### PLAYING CAREER

Played for ULM from 1978-82; Coached by Lenny Fant, Benny Hollis & Mike Vining

1979 Atlantic Sun Tournament Champions, NIT

1980 Atlantic Sun Regular Season Champions

1982 Atlantic Sun Tournament Champions, NCAA

Two-time team captain ('81 & '82)

Led team in assists twice



**2011-12 ULM Men's Basketball**  
**ULM Combined Team Statistics (as of Jan 19, 2012)**  
**All games**

<b>RECORD:</b>	<b>OVERALL</b>	<b>HOME</b>	<b>AWAY</b>	<b>NEUTRAL</b>
ALL GAMES	2-18	0-10	2-8	0-0
CONFERENCE	1-6	0-5	1-1	0-0
NON-CONFERENCE	1-12	0-5	1-7	0-0

##	Player	gp-gs	min	avg	Total	3-Point	F-Throw	Rebounds		pf	dq	a	to	blk	stl	pts	avg
					fg-fga	fg%	3fg-fga	3fg%	ft-fa	ft%	off	def	tot	avg			
55	Brown, Fred	20-17	583	29.2	83-229	.362	32-93	.344	43-51	.843	17	40	57	2.9	35	2	48
11	Winborne, Charles	19-15	516	27.2	77-166	.464	37-85	.435	22-29	.759	8	36	44	2.3	22	0	33
15	McClellan, Steven	13-11	345	26.5	44-90	.489	1-1	1.000	28-40	.700	41	55	96	7.4	48	5	10
24	Mingo, Hugh	20-14	486	24.3	62-174	.356	13-52	.250	25-40	.625	19	66	85	4.3	50	1	27
10	Mackey, Trent	20-10	463	23.2	44-102	.431	30-70	.429	5-6	.833	5	31	36	1.8	39	1	27
03	Hansberry, Marcelis	20-5	321	16.1	31-88	.352	2-21	.095	15-23	.652	7	32	39	2.0	17	0	25
05	Bibi Ndongo, C.	18-11	351	19.5	22-53	.415	2-7	.286	17-29	.586	22	33	55	3.1	45	2	9
04	McCray, R.J.	19-4	325	17.1	23-44	.523	1-6	.167	9-16	.563	3	25	28	1.5	17	0	19
41	Ribeiro, Fabio	18-7	279	15.5	23-63	.365	0-0	.000	7-16	.438	18	47	65	3.6	25	0	5
35	Lindsey, Trey	19-6	334	17.6	18-49	.367	6-20	.300	12-15	.800	8	30	38	2.0	55	4	21
23	Smith, Reginald	3-0	9	3.0	1-2	.500	0-0	.000	1-2	.500	0	0	0	0.0	0	0	0
33	Martin, D'Andre	4-0	13	3.3	0-4	.000	0-0	.000	0-1	.000	0	0	0	0.0	1	0	0
Team											43	40	83		1		5
Total.....		20	4025		428-1064	.402	124-355	.349	184-268	.687	191	435	626	31.3	355	15	224
Opponents.....		20	4025		473-1059	.447	147-394	.373	281-393	.715	203	480	683	34.2	284	-	288

TEAM STATISTICS	ULM	OPP	Date	Opponent	Score	Att.
SCORING	1164	1374	11/11/11	at Ole Miss	L 38-60	5729
Points per game	58.2	68.7	11/14/11	INDIANA STATE	L 59-71	1236
Scoring margin	-10.5	-	11/16/11	at Tennessee	L 62-85	14751
FIELD GOALS-ATT	428-1064	473-1059	11/19/11	at Southeastern La.	L 60-63	877
Field goal pct	.402	.447	11/21/11	at Mississippi State	L 63-78	7547
3 POINT FG-ATT	124-355	147-394	11/26/11	HARDING	L 68-71	883
3-point FG pct	.349	.373	11/28/11	at Nicholls State	W 86-65	574
3-pt FG made per game	6.2	7.4	12/03/11	LOUISIANA TECH	L 71-73	2013
FREE THROWS-ATT	184-268	281-393	12/10/11	at Texas A&M	L 54-67	6875
Free throw pct	.687	.715	12/12/11	NICHOLLS STATE	L 70-82	1164
F-Throws made per game	9.2	14.1	12/15/11	NORTHWESTERN STATE	L 63-76	1278
REBOUNDS	626	683	12/19/11	at UNLV	L 63-81	11515
Rebounds per game	31.3	34.2	12/21/11	at Indiana State	L 35-50	5167
Rebounding margin	-2.8	-	* 12/29/11	WKU	Lot 71-76	1319
ASSISTS	224	288	* 12/31/11	ARKANSAS STATE	L 63-65	1061
Assists per game	11.2	14.4	* 01/05/12	at FAU	L 30-58	1672
TURNOVERS	266	221	* 01/07/12	at FIU	W 54-50	874
Turnovers per game	13.3	11.1	* 01/12/12	UALR	L 51-72	1337
Turnover margin	-2.2	-	* 01/14/12	NORTH TEXAS	L 55-68	1166
Assist/turnover ratio	0.8	1.3	* 01/19/12	DENVER	L 48-63	1640
STEALS	102	126	* - Conference game			
Steals per game	5.1	6.3				
BLOCKS	43	83				
Blocks per game	2.2	4.2				
ATTENDANCE	13097	55581				
Home games-Avg/Game	10-1310	10-5558				
Neutral site-Avg/Game	-	0-0				

Score by Periods	1st	2nd	OT	Totals
ULM	508	649	7	1164
Opponents	666	696	12	1374



**2011-12 ULM Men's Basketball**  
**ULM Combined Team Statistics (as of Jan 19, 2012)**  
**Conference games**

<b>RECORD:</b>	<b>OVERALL</b>	<b>HOME</b>	<b>AWAY</b>	<b>NEUTRAL</b>
ALL GAMES	1-6	0-5	1-1	0-0
CONFERENCE	1-6	0-5	1-1	0-0
NON-CONFERENCE	0-0	0-0	0-0	0-0

		Total					3-Point		F-Throw		Rebounds													
##	Player	gp-gs	min	avg	fg-fga	fg%	3fg-fga	3fg%	ft-fa	ft%	off	def	tot	avg	pf	dq	a	to	blk	stl	pts	avg		
11	Winborne, Charles	6-4	180	30.0	26-59	.441	15-35	.429	3-3	1.000	3	12	15	2.5	7	0	5	8	0	3	70	11.7		
55	Brown, Fred	7-7	216	30.9	25-80	.313	9-31	.290	13-16	.813	8	18	26	3.7	13	1	15	19	1	8	72	10.3		
15	McClellan, Steven	7-7	211	30.1	22-49	.449	1-1	1.000	21-30	.700	25	29	54	7.7	22	1	8	12	3	5	66	9.4		
24	Mingo, Hugh	7-7	212	30.3	21-73	.288	5-23	.217	15-20	.750	6	27	33	4.7	20	0	11	23	5	8	62	8.9		
10	Mackey, Trent	7-2	151	21.6	10-25	.400	8-18	.444	0-0	.000	1	11	12	1.7	12	0	12	9	0	2	28	4.0		
05	Bibi Ndongo, C.	7-5	141	20.1	10-24	.417	1-4	.250	3-6	.500	9	13	22	3.1	19	2	5	6	3	1	24	3.4		
04	McCray, R.J.	7-3	122	17.4	9-16	.563	0-1	.000	4-7	.571	0	5	5	0.7	8	0	4	8	2	7	22	3.1		
35	Lindsey, Trey	6-0	67	11.2	4-13	.308	1-4	.250	3-4	.750	1	5	6	1.0	9	0	5	4	0	0	12	2.0		
03	Hansberry, Marcellis	7-0	71	10.1	5-16	.313	0-3	.000	0-0	.000	1	10	11	1.6	1	0	5	8	0	1	10	1.4		
41	Ribeiro, Fabio	5-0	54	10.8	3-9	.333	0-0	.000	0-5	.000	3	8	11	2.2	4	0	1	1	1	2	6	1.2		
Team											18	13	31											
Total.....		7	1425		135-364	.371	40-120	.333	62-91	.681	75	151	226	32.3	115	4	71	98	15	37	372	53.1		
Opponents.....		7	1425		160-378	.423	37-111	.333	95-133	.714	83	166	249	35.6	104	-	92	76	26	42	452	64.6		

TEAM STATISTICS	ULM	OPP	Date	Opponent	Score	Att.
SCORING	372	452	* 12/29/11	WKU	Lot 71-76	1319
Points per game	53.1	64.6	* 12/31/11	ARKANSAS STATE	L 63-65	1061
Scoring margin	-11.4	-	* 01/05/12	at FAU	L 30-58	1672
FIELD GOALS-ATT	135-364	160-378	* 01/07/12	at FIU	w 54-50	874
Field goal pct	.371	.423	* 01/12/12	UALR	L 51-72	1337
3 POINT FG-ATT	40-120	37-111	* 01/14/12	NORTH TEXAS	L 55-68	1166
3-point FG pct	.333	.333	* 01/19/12	DENVER	L 48-63	1640
3-pt FG made per game	5.7	5.3	* - Conference game			
FREE THROWS-ATT	62-91	95-133				
Free throw pct	.681	.714				
F-Throws made per game	8.9	13.6				
REBOUNDS	226	249				
Rebounds per game	32.3	35.6				
Rebounding margin	-3.3	-				
ASSISTS	71	92				
Assists per game	10.1	13.1				
TURNOVERS	98	76				
Turnovers per game	14.0	10.9				
Turnover margin	-3.1	-				
Assist/turnover ratio	0.7	1.2				
STEALS	37	42				
Steals per game	5.3	6.0				
BLOCKS	15	26				
Blocks per game	2.1	3.7				
ATTENDANCE	6523	2546				
Home games-Avg/Game	5-1305	2-1273				
Neutral site-Avg/Game	-	0-0				

Score by Periods	1st	2nd	OT	Totals
ULM	167	198	7	372
Opponents	211	229	12	452





## INSIDE THE NUMBERS

## ULM BASKETBALL STATISTICAL BREAKDOWN

TEAM	GAMES	FG-FGA	PCT.	3F-3PA	PCT.	FT-FTA	PCT.	O-D	TOT	AVG.	FOUL	DQ	AST	AVG	TO	BLK	STL	PTS	AVG
OVERALL (2-18)	20	428-1064	.402	124-355	.349	184-268	.687	191-435	626	31.3	355	15	224	11.2	266	43	102	1164	58.2
HOME (0-10)	10																		
AWAY (2-8)	10	204-510	.400	60-180	.333	77-118	.653	89-215	304	30.4	166	4	107	10.7	127	18	51	545	54.5
NEUTRAL																			
NON-CONF (1-12)	13	293-700	.419	84-235	.357	122-177	.689	116-284	400	30.8	240	11	153	11.8	168	28	65	792	60.9
CONFERENCE (1-6)	7	135-364	.371	40-120	.333	62-91	.681	75-151	226	32.3	115	4	71	10.1	98	15	37	372	53.1

## INSIDE THE NUMBERS

RECORD BY VENUE	2011-12 Overall	2011-12 Sun Belt	2010-11 Overall	2010-11 Sun Belt
Overall	2-18	1-6	7-24	2-14
Home (Fant-Ewing Coliseum)	0-10	0-5	4-9	0-8
Away	2-8	1-1	2-13	2-6
Neutral			1-2	0-0

RECORD BY HALFTIME	2011-12 Overall	2011-12 Sun Belt	2010-11 Overall	2010-11 Sun Belt
When ULM leads at halftime	2-1	1-1	5-3	0-2
When ULM trails at halftime	0-16	0-5	1-21	1-12
When ULM is tied at halftime	0-1		1-0	1-0

RECORD BY SCORING OFFENSE	2011-12 Overall	2011-12 Sun Belt	2010-11 Overall	2010-11 Sun Belt
When ULM scores 100+ points			0-0	0-0
When ULM scores 90-99 points			0-0	0-0
When ULM scores 80-89 points	1-0		2-0	1-0
When ULM scores 70-79 points	0-3	0-1	2-2	0-2
When ULM scores 60-69 points	0-7	0-1	2-8	1-5
When ULM scores 50-59 points	1-4	1-2	1-9	0-5
When ULM scores 40-49 points	0-1	0-1	0-3	0-1
When ULM scores 30-39 points	0-3	0-1	0-2	0-1

RECORD BY SCORING DEFENSE	2011-12 Overall	2011-12 Sun Belt	2010-11 Overall	2010-11 Sun Belt
When opponent scores 100+ points			0-0	0-0
When opponent scores 90-99 points			0-0	0-0
When opponent scores 80-89 points	0-3		0-5	0-4
When opponent scores 70-79 points	0-7	0-2	2-5	1-3
When opponent scores 60-69 points	1-6	0-3	2-13	1-7
When opponent scores 50-59 points	1-2	1-1	2-1	0-0
When opponent scores 40-49 points			1-0	0-0

OVERTIME RECORD	2011-12 Overall	2011-12 Sun Belt	2010-11 Overall	2010-11 Sun Belt
Overtime	0-1	0-1	0-0	0-0
Double Overtime			0-0	0-0
Triple Overtime			0-0	0-0

RECORD BY MONTH	2011-12 Overall	2011-12 Sun Belt	2010-11 Overall	2010-11 Sun Belt
November	1-6		2-5	0-0
December	0-8	0-2	2-5	0-1
January	1-4	1-4	2-7	1-7
February			1-6	1-6
March			0-1	0-0

## INSIDE THE NUMBERS

FIELD GOAL PERCENTAGE	2011-12	2010-11
When ULM leads in FG%, ULM is	2-2	4-1
When opponent leads in FG%, ULM is	0-16	3-22
When game ends tied in FG%, ULM is		0-0

3-POINT FIELD GOAL PERCENTAGE	2011-12	2010-11
When ULM leads in 3FG%, ULM is	2-9	4-7
When opponent leads in 3FG%, ULM is	0-9	3-16
When game ends tied in 3FG%, ULM is		0-0

FREE THROW PERCENTAGE	2011-12	2010-11
When ULM leads in FT%, ULM is	0-10	6-6
When opponent leads in FT%, ULM is	1-8	1-16
When game ends tied in FT%, ULM is		0-1

REBOUNDING	2011-12	2010-11
When ULM leads in rebounds, ULM is	1-5	3-9
When opponent leads in rebounds, ULM is	1-12	5-8
When game ends tied in rebounds, ULM is	0-1	2-1

ASSISTS	2011-12	2010-11
When ULM leads in assists, ULM is	2-2	4-1
When opponent leads in assists, ULM is	0-16	2-20
When game ends tied in assists, ULM is		1-2

BLOCKS	2011-12	2010-11
When ULM leads in blocks, ULM is	1-3	3-6
When opponent leads in blocks, ULM is	1-13	3-13
When game ends tied in blocks, ULM is	0-2	1-4

STEALS	2011-12	2010-11
When ULM leads in steals, ULM is	1-5	4-8
When opponent leads in steals, ULM is	0-11	1-12
When game ends tied in steals, ULM is	1-2	2-3

TURNOVERS	2011-12	2010-11
When ULM has more turnovers, ULM is	1-14	2-16
When opponent has more turnovers, ULM is	1-3	5-4
When game ends tied in turnovers, ULM is	0-1	0-3

FOULS	2011-12	2010-11
When ULM has more fouls, ULM is	1-14	4-16
When opponent has more fouls, ULM is	0-2	3-6
When game ends tied in fouls, ULM is	1-2	0-1



## WARHAWK STARTING LINE-UPS

Date	Opponent	W/L	Score	Starter	Total	Starter	Total	Starter	Total	Starter	Total	Starter	Total
N11	at Ole Miss	L	38-60	Bibi Ndongo	4	Ribeiro	5	Winborne	6	Mingo	2	Brown	7
N14	INDIANA STATE	L	59-71	Lindsey	3	Ribeiro	6	Mackey	8	Mingo	6	Brown	15
N16	at Tennessee	L	62-85	Lindsey	4	Ribeiro	8	Mackey	6	Winborne	6	Brown	18
N19	at Southeastern Louisiana	L	60-63	Bibi Ndongo	5	McCray	5	Mackey	2	Mingo	2	Brown	16
N21	at Mississippi State	L	63-78	Hansberry	13	Ribeiro	2	Mackey	5	Winborne	9	Brown	21
N26	HARDING	L	68-71	Hansberry	6	Ribeiro	4	Mingo	0	Winborne	18	Brown	17
N28	at Nicholls State	W	86-65	Hansberry	9	Bibi Ndongo	4	Mackey	12	Winborne	19	Lindsey	2
D3	LOUISIANA TECH	L	71-73	Hansberry	6	Ribeiro	2	Mackey	9	Winborne	15	Lindsey	4
D10	at Texas A&M	L	54-67	Bibi Ndongo	4	McClellan	4	Mingo	21	Winborne	4	Brown	7
D12	NICHOLLS STATE	L	70-82	Bibi Ndongo	0	McClellan	7	Mingo	11	Winborne	20	Brown	5
D15	NORTHWESTERN STATE	L	63-76	Bibi Ndongo	5	Ribeiro	0	Mingo	2	Winborne	13	Brown	14
D19	at UNLV	L	63-81	Lindsey	3	McClellan	16	Mackey	13	Winborne	4	Brown	12
D21	at Indiana State	L	35-50	Lindsey	0	McClellan	8	Mackey	6	Winborne	2	Hansberry	4
D29	WESTERN KENTUCKY*	L	71-76 OT	Bibi Ndongo	3	McClellan	15	Mingo	23	McCray	7	Brown	13
D31	ARKANSAS STATE*	L	63-65	Bibi Ndongo	6	McClellan	9	Mingo	10	McCray	5	Brown	20
J5	at Florida Atlantic*	L	30-58	Bibi Ndongo	0	McClellan	1	Mingo	12	McCray	0	Brown	6
J7	at FIU*	W	54-50	Mackey	9	McClellan	10	Mingo	9	Winborne	10	Brown	16
J12	UALR*	L	51-72	Mackey	0	McClellan	15	Mingo	5	Winborne	10	Brown	11
J14	NORTH TEXAS*	L	55-68	Bibi Ndongo	5	McClellan	7	Mingo	3	Winborne	15	Brown	4
J19	DENVER*	L	48-63	Bibi Ndongo	0	McClellan	9	Mingo	0	Winborne	18	Brown	2
J21	at Troy*												
J28	UL-LAFAYETTE*												
F2	at Arkansas State*												
F4	at UALR*												
F11	SOUTH ALABAMA*												
F16	at North Texas*												
F18	at Denver*												
F23	MIDDLE TENNESSEE*												
F25	at UL-Lafayette*												

## STARTERS VS. BENCH

Date	Opponent	W/L	Score	Starter Points			Bench Points		
				ULM	Opp.	Diff.	ULM	Opp.	Diff.
N11	at Ole Miss	L	38-60	24	52	-28	14	8	6
N14	INDIANA STATE	L	59-71	38	56	-18	21	15	6
N16	at Tennessee	L	62-85	42	52	-10	20	33	-13
N19	at Southeastern Louisiana	L	60-63	30	62	-32	30	1	29
N21	at Mississippi State	L	63-78	50	70	-20	13	8	5
N26	HARDING	L	68-71	45	43	2	23	28	-5
N28	at Nicholls State	W	86-65	46	43	3	40	22	18
D3	LOUISIANA TECH	L	71-73	36	35	1	35	38	-3
D10	at Texas A&M	L	54-67	40	58	-18	14	9	5
D12	NICHOLLS STATE	L	70-82	43	59	-16	27	23	4
D15	NORTHWESTERN STATE	L	63-76	34	42	-8	29	34	-5
D19	at UNLV	L	63-81	48	49	-1	15	32	-17
D21	at Indiana State	L	35-50	20	38	-18	15	12	3
D29	WESTERN KENTUCKY*	L	71-76 OT	61	53	8	10	23	-13
D31	ARKANSAS STATE*	L	63-65	50	63	-13	13	2	11
J5	at Florida Atlantic*	L	30-58	19	33	-14	11	25	-14
J7	at FIU*	W	54-50	54	45	9	0	5	-5
J12	UALR*	L	51-72	41	56	-15	10	16	-6
J14	NORTH TEXAS*	L	55-68	34	58	-24	21	10	11
J19	DENVER*	L	48-63	29	43	-14	19	20	-1
J21	at Troy*								
J28	UL-LAFAYETTE*								
F2	at Arkansas State*								
F4	at UALR*								
F11	SOUTH ALABAMA*								
F16	at North Texas*								
F18	at Denver*								
F23	MIDDLE TENNESSEE*								
F25	at UL-Lafayette*								
<b>TOTALS</b>				<b>784</b>	<b>1,110</b>	<b>-226</b>	<b>380</b>	<b>364</b>	<b>16</b>
<b>AVERAGES</b>				<b>39.2</b>	<b>55.5</b>	<b>-11.3</b>	<b>19.0</b>	<b>18.2</b>	<b>0.8</b>



## 2011-12 RESULTS

DATE	OPPONENT	RESULT	ATTENDANCE	TOP SCORER	REBOUNDS	ASSISTS	STEALS	BLOCKS
Nov. 11	at Ole Miss	L, 38-60	5,729	Brown (7)	Ribeiro (6)	Hansberry (4)	Four Players (1)	Two Players (1)
Nov. 14	INDIANA STATE	L, 59-71	1,236	Brown (15)	Brown (7)	Brown (5)	Bibi Ndongo (1)	Bibi Ndongo (2)
Nov. 16	at Tennessee	L, 62-85	14,751	Brown (18)	Ribeiro, Mingo (7)	Winborne (5)	Brown (2)	McCray (2)
Nov. 19	at Southeastern Louisiana	L, 60-63	877	Brown (16)	Hansberry (5)	Brown (6)	Brown (3)	Bibi Ndongo (1)
Nov. 21	at Mississippi State	L, 63-78	4,892	Brown (21)	Ribeiro, Mingo (5)	Mackey, McCray (3)	Brown, McCray (2)	Ribeiro (1)
Nov. 26	HARDING	L, 68-71	883	Winborne (18)	Bibi Ndongo (5)	Hansberry (5)	Hansberry (2)	Bibi Ndongo (4)
Nov. 28	at Nicholls State	W, 86-65	574	Winborne (19)	Ribeiro, Winborne (7)	McCray (4)	Three Players (1)	Bibi Ndongo (1)
Dec. 3	LOUISIANA TECH	L, 71-73	2,013	Brown (17)	Ribeiro (8)	Winborne (5)	Brown, Hansberry (1)	Two Players (1)
Dec. 10	at Texas A&M	L, 54-67	6,875	Mingo (21)	Mingo (9)	Mingo (5)	McClellan (3)	Ribeiro (1)
Dec. 12	NICHOLLS STATE	L, 70-82	1,164	Winborne (20)	McClellan (11)	Lindsey (4)	Mackey, Lindsey (1)	Two Players (1)
Dec. 15	NORTHWESTERN STATE	L, 63-76	1,278	Brown (14)	McClellan (9)	Brown (4)	Lindsey (2)	Three Players (1)
Dec. 19	at UNLV	L, 63-81	11,515	McClellan (16)	McClellan (7)	Brown (6)	Brown (4)	None
Dec. 21	at Indiana State	L, 35-50	5,167	McClellan (8)	McClellan, McCray (6)	Mingo (3)	McCray (2)	Bibi Ndongo (2)
Dec. 29	WESTERN KENTUCKY*	L, 71-76 OT	1,319	Mingo (23)	McClellan (8)	Brown (5)	McCray (4)	Three Players (1)
Dec. 31	ARKANSAS STATE*	L, 63-65	1,061	Brown (20)	McClellan (8)	Four Players (2)	Brown (2)	Two Players (1)
Jan. 5	at Florida Atlantic*	L, 30-58	1,672	Mingo (12)	Brown (6)	Winborne (2)	Ribeiro (1)	Bibi Ndongo (1)
Jan. 7	at FIU*	W, 54-50	874	Brown (16)	Mingo (12)	Mackey (7)	Mingo (4)	Mingo (2)
Jan. 12	UALR*	L, 51-72	1,337	McClellan (15)	McClellan, Brown (7)	Mingo, McCray (3)	Winborne, Brown (2)	Mingo (2)
Jan. 14	NORTH TEXAS*	L, 55-68	1,166	Winborne (15)	McClellan (13)	Lindsey (2)	McCray, Brown (2)	Two Players (1)
Jan. 19	DENVER*	L, 48-63	1,640	Winborne (18)	Winborne (5)	Three Players (2)	Three Players (1)	McCray (1)
Jan. 21	at Troy*							
Jan. 28	UL-LAFAYETTE*							
Feb. 2	at Arkansas State*							
Feb. 4	at UALR*							
Feb. 11	SOUTH ALABAMA*							
Feb. 16	at North Texas*							
Feb. 18	at Denver*							
Feb. 23	MIDDLE TENNESSEE*							
Feb. 25	at UL-Lafayette*							

\* denotes Sun Belt Conference game

RECORD	OVERALL	HOME	AWAY	NEUTRAL
All Games	2-18	0-10	2-8	0-0
Sun Belt Games	1-6	0-5	1-1	0-0
Non-Conference Games	1-12	0-5	1-7	0-0



## POINTS, REBOUNDS, ASSISTS

DATE	OPPONENT	RESULT	3 • HANSBERRY	4 • MCCRAY	5 • BIBI NDONGO	10 • MACKEY	11 • WINBORNE	15 • MCCLELLAN
Nov. 11	at Ole Miss	L, 38-60	0-1-4	6-4-0	4-5-0	5-5-2	6-2-3	DNP
Nov. 14	INDIANA STATE	L, 59-71	5-0-0	4-3-0	0-2-1	8-2-0	12-0-1	DNP
Nov. 16	at Tennessee	L, 62-85	4-2-2	5-0-1	DNP	6-1-1	6-2-5	DNP
Nov. 19	at Southeastern Louisiana	L, 60-63	11-5-2	5-0-1	5-2-0	2-0-0	15-3-3	DNP
Nov. 21	at Mississippi State	L, 63-78	13-2-0	2-2-3	DNP	5-3-3	9-4-0	DNP
Nov. 26	HARDING	L, 68-71	6-3-5	2-0-0	5-5-1	13-1-3	18-0-4	DNP
Nov. 28	at Nicholls State	W, 86-65	9-3-1	2-0-4	4-2-0	12-0-0	19-7-2	DNP
Dec. 3	LOUISIANA TECH	L, 71-73	6-3-2	0-0-0	10-5-0	9-1-4	15-3-5	6-7-0
Dec. 10	at Texas A&M	L, 54-67	2-2-1	0-1-0	4-3-0	0-0-0	4-1-3	4-2-0
Dec. 12	NICHOLLS STATE	L, 70-82	6-4-3	6-3-2	0-0-0	8-3-1	20-3-2	7-11-0
Dec. 15	NORTHWESTERN STATE	L, 63-76	3-0-0	0-4-2	5-4-2	8-2-0	13-2-0	10-9-2
Dec. 19	at UNLV	L, 63-81	0-1-0	DNP	0-1-0	13-3-1	4-2-0	16-7-0
Dec. 21	at Indiana State	L, 35-50	4-2-0	2-6-2	2-4-0	6-3-0	2-0-0	8-6-0
Dec. 29	WESTERN KENTUCKY*	L, 71-76 OT	0-0-0	7-2-0	3-4-2	6-1-1	DNP	15-8-0
Dec. 31	ARKANSAS STATE*	L, 63-65	2-0-1	5-0-1	6-4-2	0-1-0	11-5-0	9-8-2
Jan. 5	at Florida Atlantic*	L, 30-58	0-2-0	0-1-0	0-2-0	5-2-0	6-1-2	1-5-0
Jan. 7	at FIU*	W, 54-50	0-1-0	0-0-0	0-1-0	9-3-7	10-3-0	10-9-2
Jan. 12	UALR*	L, 51-72	0-0-1	0-1-3	10-6-1	0-1-2	10-0-2	15-7-2
Jan. 14	NORTH TEXAS*	L, 55-68	8-6-1	4-1-0	5-3-0	0-3-1	15-1-0	7-13-1
Jan. 19	DENVER*	L, 48-63	0-2-2	6-0-0	0-2-0	8-1-1	18-5-1	9-4-1
Jan. 21	at Troy*							
Jan. 28	UL-LAFAYETTE*							
Feb. 2	at Arkansas State*							
Feb. 4	at UALR*							
Feb. 11	SOUTH ALABAMA*							
Feb. 16	at North Texas*							
Feb. 18	at Denver*							
Feb. 23	MIDDLE TENNESSEE*							
Feb. 25	at UL-Lafayette*							

DATE	OPPONENT	RESULT	23 • SMITH	24 • MINGO	33 • MARTIN	35 • LINDSEY	41 • RIBEIRO	55 • BROWN
Nov. 11	at Ole Miss	L, 38-60	DNP	2-0-0	DNP	3-4-0	5-6-1	7-1-1
Nov. 14	INDIANA STATE	L, 59-71	DNP	6-5-0	DNP	3-6-2	6-4-1	15-7-5
Nov. 16	at Tennessee	L, 62-85	0-0-0	11-7-4	0-0-0	4-4-0	8-7-0	18-1-2
Nov. 19	at Southeastern Louisiana	L, 60-63	DNP	2-1-0	DNP	2-4-0	2-3-0	16-3-6
Nov. 21	at Mississippi State	L, 63-78	0-0-0	9-5-1	DNP	2-1-2	2-5-0	21-2-2
Nov. 26	HARDING	L, 68-71	DNP	0-1-0	0-0-0	3-2-1	4-4-0	17-1-1
Nov. 28	at Nicholls State	W, 86-65	DNP	13-4-1	DNP	2-3-3	10-7-1	15-3-3
Dec. 3	LOUISIANA TECH	L, 71-73	DNP	2-6-2	DNP	4-0-0	2-8-0	17-5-2
Dec. 10	at Texas A&M	L, 54-67	DNP	21-9-5	DNP	6-0-0	6-7-1	7-0-1
Dec. 12	NICHOLLS STATE	L, 70-82	DNP	11-7-0	DNP	5-2-4	2-2-0	5-3-0
Dec. 15	NORTHWESTERN STATE	L, 63-76	3-0-0	2-2-0	0-0-0	5-2-1	0-1-0	14-0-4
Dec. 19	at UNLV	L, 63-81	DNP	15-3-0	DNP	3-3-3	0-0-0	12-3-6
Dec. 21	at Indiana State	L, 35-50	DNP	6-2-3	DNP	0-1-0	0-0-0	5-2-0
Dec. 29	WESTERN KENTUCKY*	L, 71-76 OT	DNP	23-4-2	DNP	2-1-1	2-2-0	13-4-5
Dec. 31	ARKANSAS STATE*	L, 63-65	DNP	10-4-2	DNP	0-0-0	0-1-0	20-1-2
Jan. 5	at Florida Atlantic*	L, 30-58	DNP	12-3-1	DNP	0-0-0	0-3-0	6-6-1
Jan. 7	at FIU*	W, 54-50	DNP	9-12-2	DNP	0-0-0	DNP	16-3-2
Jan. 12	UALR*	L, 51-72	DNP	5-4-3	DNP	DNP	DNP	11-7-2
Jan. 14	NORTH TEXAS*	L, 55-68	DNP	3-3-0	DNP	7-2-2	2-5-1	4-4-1
Jan. 19	DENVER*	L, 48-63	DNP	0-3-1	DNP	3-3-2	2-0-0	2-1-2
Jan. 21	at Troy*							
Jan. 28	UL-LAFAYETTE*							
Feb. 2	at Arkansas State*							
Feb. 4	at UALR*							
Feb. 11	SOUTH ALABAMA*							
Feb. 16	at North Texas*							
Feb. 18	at Denver*							
Feb. 23	MIDDLE TENNESSEE*							
Feb. 25	at UL-Lafayette*							



## GAME-BY-GAME TEAM STATISTICS

DATE	GAME	W/L	SCORE	FG-FGA	PCT.	3F-3PA	PCT.	FT-FTA	PCT.	O-D	TOT	F/EJ	A	TO	BLK	STL	1ST	2ND	OT	OT	TP
N11	ULM	L	38	14-49	.286	3-15	.200	7-18	.389	6-28	34	20/0	11	18	2	4	11	27	-	-	38
	at Ole Miss		60	19-57	.333	5-26	.192	17-27	.630	13-35	48	16/0	8	15	8	8	33	27	-	-	60
N14	ULM	L	59	21-57	.368	9-19	.474	8-10	.800	8-25	33	13/1	10	11	3	1	26	33	-	-	59
	Indiana State		71	27-60	.450	8-20	.400	9-11	.818	9-27	36	11/0	14	5	8	6	34	37	-	-	71
N16	ULM	L	62	24-56	.429	8-19	.421	6-8	.750	3-24	27	19/1	15	11	4	6	33	29	-	-	62
	at Tennessee		85	30-67	.448	11-29	.379	14-20	.700	17-29	46	11/0	20	11	5	7	33	52	-	-	85
N19	ULM	L	60	25-56	.446	5-19	.263	5-7	.714	6-18	24	15/0	12	9	1	8	27	33	-	-	60
	at Southeastern La.		63	22-44	.500	8-15	.533	11-18	.611	8-27	35	8/0	13	16	5	2	39	24	-	-	63
N21	ULM	L	63	25-51	.490	6-16	.375	7-9	.778	5-21	26	9/0	11	14	1	6	26	37	-	-	63
	at Mississippi State		78	31-61	.500	10-27	.370	6-8	.750	10-22	32	9/0	20	8	3	8	31	47	-	-	78
N26	ULM	L	68	26-57	.456	11-24	.458	5-6	.833	3-17	20	19/0	15	10	4	8	24	44	-	-	68
	Harding		71	23-46	.500	9-19	.474	16-19	.842	6-27	33	7/0	16	18	3	2	40	31	-	-	71
N28	ULM	W	86	31-50	.620	12-21	.571	12-19	.632	10-23	33	20/0	15	8	1	3	36	50	-	-	86
	at Nicholls State		65	21-44	.477	9-22	.409	14-18	.778	2-15	17	16/1	12	6	0	3	34	31	-	-	65
D3	ULM	L	71	23-57	.404	6-17	.353	19-23	.826	14-26	40	21/2	15	17	2	2	29	42	-	-	71
	Louisiana Tech		73	26-61	.426	8-24	.333	13-18	.722	11-19	30	23/1	14	10	4	8	32	41	-	-	73
D10	ULM	L	54	22-59	.373	5-24	.208	5-5	1.000	12-17	29	20/1	11	11	1	6	27	27	-	-	54
	at Texas A&M		67	22-48	.458	5-13	.385	18-23	.783	11-25	36	13/0	15	12	1	8	38	29	-	-	67
D12	ULM	L	70	25-65	.385	8-22	.364	12-21	.571	17-25	42	23/1	12	13	2	2	25	45	-	-	70
	Nicholls State		82	27-54	.500	5-17	.294	23-32	.719	9-26	35	19/0	17	8	3	6	37	45	-	-	82
D15	ULM	L	63	20-47	.426	2-9	.222	21-29	.724	9-22	31	24/3	11	15	3	8	35	28	-	-	63
	Northwestern State		76	23-50	.460	13-28	.464	17-27	.630	7-22	29	22/0	15	13	6	12	45	31	-	-	76
D19	ULM	L	63	23-51	.451	6-16	.375	11-14	.786	15-17	32	18/1	10	19	0	7	27	36	-	-	63
	at UNLV		81	25-43	.581	14-23	.609	17-25	.680	7-15	22	14/0	20	12	7	11	37	44	-	-	81
D21	ULM	L	35	14-45	.311	3-14	.214	4-8	.500	8-21	29	19/1	5	12	4	4	15	20	-	-	35
	at Indiana State		50	17-46	.370	5-20	.250	11-14	.786	10-25	35	11/0	12	11	4	3	22	28	-	-	50
D29	ULM	L	71	26-56	.464	5-16	.313	14-19	.737	12-18	30	23/3	11	16	3	9	29	35	7	-	71
	Western Kentucky*		76	22-53	.415	4-13	.308	28-39	.718	18-21	39	21/0	14	15	2	7	34	30	12	-	76
D31	ULM	L	63	25-50	.500	8-17	.471	5-7	.714	6-20	26	19/1	10	13	2	6	31	32	-	-	63
	Arkansas State*		65	22-46	.478	2-7	.286	19-24	.792	8-18	26	13/0	11	9	1	5	22	43	-	-	65
J5	ULM	L	30	8-41	.195	3-13	.231	11-14	.786	10-20	30	11/0	4	13	1	1	7	23	-	-	30
	at Florida Atlantic*		58	23-55	.418	8-20	.400	4-6	.667	12-26	38	15/0	13	8	5	5	23	35	-	-	58
J7	ULM	W	54	18-52	.346	9-23	.391	9-16	.563	14-26	40	15/0	13	12	3	6	31	23	-	-	54
	at FIU*		50	19-58	.328	5-16	.313	7-11	.636	16-22	38	15/1	7	10	7	5	21	29	-	-	50
J12	ULM	L	51	21-58	.362	5-17	.294	4-8	.500	12-18	30	14/0	16	15	3	5	33	18	-	-	51
	UALR*		72	27-54	.500	6-16	.375	12-17	.706	10-26	36	11/0	19	12	4	10	38	34	-	-	72
J14	ULM	L	55	18-55	.327	4-18	.222	15-21	.714	9-35	44	22/0	7	18	2	7	18	37	-	-	55
	North Texas*		68	22-62	.355	8-20	.400	16-24	.667	9-31	40	18/0	12	13	5	7	37	31	-	-	68
J19	ULM	L	48	19-52	.365	6-16	.375	4-6	.667	12-14	26	11/0	10	11	1	3	18	30	-	-	48
	Denver*		63	25-50	.500	4-19	.211	9-12	.750	10-22	32	11/0	16	9	2	3	36	27	-	-	63
J21	ULM																				
	at Troy*																				
J28	ULM																				
	UL-Lafayette*																				
F2	ULM																				
	at Arkansas State*																				
F4	ULM																				
	at UALR*																				
F11	ULM																				
	South Alabama*																				
F16	ULM																				
	at North Texas*																				
F18	ULM																				
	at Denver*																				
F23	ULM																				
	Middle Tennessee*																				
F25	ULM																				
	at UL-Lafayette*																				

\* denotes Sun Belt Conference game





## TEAM SUPERLATIVES

ULM	HIGHS	LOWS
Points	86, at Nicholls State (11/28)	30, at Florida Atlantic (1/5)
First-Half Points	36, at Nicholls State (11/28)	7, at Florida Atlantic (1/5)
Second-Half Points	50, at Nicholls State (11/28)	18, vs. UALR (1/12)
Winning Margin	21, at Nicholls State (11/28)	4, at FIU (1/7)
Field Goals	31, at Nicholls State (11/28)	8, at Florida Atlantic (1/5)
Field-Goal Attempts	65, vs. Nicholls State (12/12)	41, at Florida Atlantic (1/5)
Field-Goal Percentage	.620 (31-50), at Nicholls State (11/28)	.195 (8-41), at Florida Atlantic (1/5)
3-Point Field Goals	12, at Nicholls State (11/28)	2, vs. Northwestern State (12/15)
3-Point Attempts	24, at Texas A&M (12/10); vs. Harding (11/26)	9, vs. Northwestern State (12/15)
3-Point Percentage	.571 (12-21), at Nicholls State (11/28)	.200 (3-15), at Ole Miss (11/11)
Free Throws	21, vs. Northwestern State (12/15)	4 (three times)
Free-Throw Attempts	29, vs. Northwestern State (12/15)	5, at Texas A&M (12/10)
Free-Throw Percentage	1.000 (5-5), at Texas A&M (12/10)	.389 (7-18), at Ole Miss (11/11)
Rebounds	44, vs. North Texas (1/14)	20, vs. Harding (11/26)
Offensive Rebounds	17, vs. Nicholls State (12/12)	3, at Tennessee (11/16); vs. Harding (11/26)
Defensive Rebounds	35, vs. North Texas (1/14)	14, vs. Denver (1/19)
Personal Fouls	24, vs. Northwestern State (12/15)	9, at Mississippi State (11/21)
Assists	16, vs. UALR (1/12)	4, at Florida Atlantic (1/5)
Turnovers	19, at UNLV (12/19)	8, at Nicholls State (11/28)
Blocked Shots	4 (three times)	0, at UNLV (12/19)
Steals	9, vs. Western Kentucky (12/29)	1, vs. Indiana State (11/14); at Florida Atlantic (1/5)

OPPONENTS	HIGHS	LOWS
Points	85, Tennessee (11/16)	50, Indiana State (12/21); FIU (1/7)
First-Half Points	45, Northwestern State (12/15)	21, FIU (1/7)
Second-Half Points	52, Tennessee (11/16)	24, Southeastern La. (11/19)
Winning Margin	28, Florida Atlantic (1/5)	2, Louisiana Tech (12/3); Arkansas State (12/31)
Field Goals	31, Mississippi State (11/21)	17, Indiana State (12/21)
Field-Goal Attempts	67, Tennessee (11/16)	43, UNLV (12/19)
Field-Goal Percentage	.581 (25-43), UNLV (12/19)	.328 (19-58), FIU (1/7)
3-Point Field Goals	14, UNLV (12/19)	2, Arkansas State (12/31)
3-Point Attempts	29, Tennessee (11/16)	7, Arkansas State (12/31)
3-Point Percentage	.609 (14-23), UNLV (12/19)	.192 (5-26), Ole Miss (11/11)
Free Throws	23, Nicholls State (12/12)	4, Florida Atlantic (1/5)
Free-Throw Attempts	32, Nicholls State (12/12)	6, Florida Atlantic (1/5)
Free-Throw Percentage	.842 (16-19), Harding (11/26)	.611 (11-18), Southeastern La. (11/19)
Rebounds	48, Ole Miss (11/11)	17, Nicholls State (11/28)
Offensive Rebounds	17, Tennessee (11/16)	2, Nicholls State (11/28)
Defensive Rebounds	35, Ole Miss (11/11)	15, Nicholls State (11/28); UNLV (12/19)
Personal Fouls	23, Louisiana Tech (12/3)	7, Harding (11/26)
Assists	20 (three times)	7, FIU (1/7)
Turnovers	18, Harding (11/26)	5, Indiana State (11/14)
Blocked Shots	8, Ole Miss (11/11); Indiana State (11/14)	0, Nicholls State (11/28)
Steals	12, Northwestern State (12/15)	2, Southeastern La. (11/19); Harding (11/26)



## INDIVIDUAL SUPERLATIVES

### ULM HIGHS

Points.....	23, Hugh Mingo vs. Western Kentucky (12/29)
Field Goals.....	9, Hugh Mingo at Texas A&M (12/10); Hugh Mingo vs. Western Kentucky (12/29)
Field-Goal Attempts.....	18, Fred Brown at Southeastern La. (11/19)
Field-Goal Pct. (min 5 made).....	.778 (7-9), Steven McClellan at UNLV (12/19)
3-Point Field Goals.....	4 (four times)
3-Points Field-Goal Attempts.....	9, Fred Brown at Texas A&M (12/10)
3-Point Field-Goal Pct. (min 2 made).....	1.000 (2-2), Hugh Mingo at Texas A&M (12/10); Trent Mackey at Tennessee (11/16)
Free Throws.....	8, Hugh Mingo at Florida Atlantic (1/5)
Free-Throw Attempts.....	8, Hugh Mingo at Florida Atlantic (1/5); Steven McClellan vs. North Texas (1/14)
Free-Throw Pct. (min 3 made).....	1.000 (8-8), Hugh Mingo at Florida Atlantic (1/5)
Rebounds.....	13, Steven McClellan vs. North Texas (1/14)
Assists.....	7, Trent Mackey at FIU (1/7)
Turnovers.....	5 (five times)
Blocked Shots.....	4, Christian Bibi Ndongo vs. Harding (11/26)
Steals.....	4 (three times)

### OPPONENT HIGHS

Points.....	29, Chace Stanback, UNLV (12/19)
Field Goals.....	10, Chace Stanback, UNLV (12/19)
Field-Goal Attempts.....	18, Phil Taylor, FIU (1/7)
Field-Goal Pct. (min 5 made).....	1.000 (6-6), Zach Roddenberry, Harding (11/26)
3-Point Field Goals.....	8, Chace Stanback, UNLV (12/19)
3-Points Field-Goal Attempts.....	10, Louis Ellis, Northwestern State (12/15)
3-Point Field-Goal Pct. (min 2 made).....	1.000 (3-3), Daron Populist, Southeastern La. (11/19)
Free Throws.....	9, Terrance Henry, Ole Miss (11/11)
Free-Throw Attempts.....	13, Terrance Henry, Ole Miss (11/11)
Free-Throw Pct. (min 3 made).....	1.000 (7-7), Deantra Scott, Harding (11/26)
Rebounds.....	17, Murphy Holloway, Ole Miss (11/11)
Assists.....	11, Trae Golden, Tennessee (11/16)
Turnovers.....	5 (three times)
Blocked Shots.....	4, Brandon Moore, FIU (1/7)
Steals.....	4 (four times)

### ULM INDIVIDUAL PERFORMANCES

#### POINTS

23.....	Hugh Mingo, vs. Western Kentucky (12/29)
21.....	Fred Brown, at Mississippi State (11/21)
21.....	Hugh Mingo, at Texas A&M (12/10)
20.....	Charles Winborne, vs. Nicholls State (12/12)
20.....	Fred Brown, vs. Arkansas State (12/31)
19.....	Charles Winborne, at Nicholls State (11/28)
18.....	Fred Brown, at Tennessee (11/16)
18.....	Charles Winborne, vs. Harding (11/26)
18.....	Charles Winborne, vs. Denver (1/19)
17.....	Fred Brown, vs. Harding (11/26)
17.....	Fred Brown, vs. Louisiana Tech (12/3)

#### REBOUNDS

13.....	Steven McClellan, vs. North Texas (1/14)
12.....	Hugh Mingo, at FIU (1/7)
11.....	Steven McClellan, vs. Nicholls State (12/12)
9.....	Hugh Mingo, at Texas A&M (12/10)
9.....	Steven McClellan, vs. Northwestern State (12/15/11)
9.....	Steven McClellan, at FIU (1/7)
8.....	Fabio Ribeiro, vs. Louisiana Tech (12/3)
8.....	Steven McClellan, vs. Western Kentucky (12/29)
8.....	Steven McClellan, vs. Arkansas State (12/31)
7.....	11 times

#### ASSISTS

7.....	Trent Mackey, at FIU (1/7)
6.....	Fred Brown, at Southeastern La. (11/19)
6.....	Fred Brown, at UNLV (12/19)
5.....	Charles Winborne, at Tennessee (11/16)
5.....	Fred Brown, vs. Indiana State (11/14)
5.....	Marcelis Hansberry, vs. Harding (11/26)
5.....	Charles Winborne, vs. Louisiana Tech (12/3)
5.....	Hugh Mingo, at Texas A&M (12/10)
5.....	Fred Brown, vs. Western Kentucky (12/29)

#### STEALS

4.....	Fred Brown, at UNLV (12/19)
4.....	R.J. McCray, vs. Western Kentucky (12/29)
4.....	Hugh Mingo, at FIU (1/7)
3.....	Fred Brown, at Southeastern La. (11/19)
3.....	Steven McClellan, at Texas A&M (12/10)

#### BLOCKED SHOTS

4.....	Christian Bibi Ndongo, vs. Harding (11/26)
2.....	Christian Bibi Ndongo, vs. Indiana State (11/14)
2.....	R.J. McCray, at Tennessee (11/16)
2.....	Hugh Mingo, at FIU (1/7)
2.....	Hugh Mingo, vs. UALR (1/12)

#### 3-POINT FIELD GOALS

4.....	Fred Brown, at Tennessee (11/16)
4.....	Charles Winborne, vs. Indiana State (11/14)
4.....	Trent Mackey, at Nicholls State (11/28)
4.....	Fred Brown, vs. Louisiana Tech (12/3)

#### FREE THROWS

8.....	Hugh Mingo, at Florida Atlantic (1/5)
7.....	Steven McClellan, vs. North Texas (1/14)
6.....	Fred Brown, at UNLV (12/19)
5.....	Fred Brown, vs. Indiana State (11/14)
5.....	Fred Brown, vs. Louisiana Tech (12/3)
5.....	Steven McClellan, vs. Western Kentucky (12/29)
5.....	Fred Brown, at FIU (1/7)



## THE LAST TIME...

### The last time ULM...

Played a ranked opponent .....	L, 63-81, at No. 21 UNLV (12/19/11)
Won in the last second .....	vs. UL-Lafayette (3/6/10)
Lost in the last second .....	63-65, vs. Arkansas State (12/31/11)
Played in overtime .....	L, 71-76, vs. Western Kentucky (12/29/11)
Won an overtime game .....	W, 72-67, at Iowa (11/30/07)
Lost an overtime game .....	L, 71-76, vs. Western Kentucky (12/29/11)
Scored 100 points or more points .....	105, vs. Alcorn State (11/27/07)
Scored 90 points or more points .....	99, vs. U of the Southwest (12/28/09)
Scored 80 or more points .....	86, at Nicholls State (11/28/11)
Scored fewer than 50 points .....	48, vs. Denver (1/19/12)
Had four double-digit scorers .....	at UNLV (12/19/11)
Had five double-digit scorers .....	vs. UALR (1/12/12)
Had no double-digit scorers .....	at Indiana State (12/21/11)
Had more than 20 assists .....	20, vs. Union College (1/4/11)
Had fewer than 10 assists .....	7, vs. North Texas (1/14/12)
Had more than 10 blocks .....	10, vs. William Carey (12/2/06)
Had more than 10 steals .....	10, at Middle Tennessee (2/3/11)
Had more than 20 turnovers .....	26, at Iowa (11/16/10)
Had fewer than 10 turnovers .....	8, at Nicholls State (11/28/11)
Made more than 30 field goals .....	31, at Nicholls State (11/28/11)
Made more than 40 field goals .....	41, vs. Texas College (12/22/03)
Made more than 50 field goals .....	51, vs. Georgia Southern (1978-79)
Shot over 50 pct from field .....	.500 (25-50), vs. Arkansas State (12/31/11)
Shot over 60 pct from field .....	.620 (31-50), at Nicholls State (11/28/11)
Shot less than 40 pct from field .....	.365 (19-52), vs. Denver (1/19/12)
Made more than 10 3-pointers .....	12, at Nicholls State (11/28/11)
Made more than 15 3-pointers .....	15, vs. Middle Tennessee (1/24/08)
Shot over 50 pct from 3 .....	.571 (12-21), at Nicholls State (11/28/11)
Shot over 60 pct from 3 .....	.615 (8-13), at UL-Lafayette (1/22/11)
Shot less than 30 pct from 3 .....	.222 (4-18), vs. North Texas (1/14/12)
Made more than 20 free throws .....	21, vs. Northwestern State (12/15/11)
Made more than 30 free throws .....	30, vs. Troy (12/31/09)
Shot over 80 pct free throws .....	.826 (19-23), vs. Louisiana Tech (12/3/11)
Shot over 90 pct free throws .....	1.000 (5-5), at Texas A&M (12/10/11)

### The last time a ULM player...

Had a double-double (pts-rbs) .....	Tommie Sykes (18 pts and 12 rbs), at North Texas (2/19/11)
Had a double-double (pts-assts) .....	Tony Hooper (12 pts and 14 assts), vs. Lamar (2/25/06)
Had 20 points or more .....	Fred Brown (20), vs. Arkansas State (12/31/11)
Had 30 points or more .....	Tommie Sykes (32), vs. Union College (1/4/11)
Had 40 points or more .....	Henry Steele (40), vs. Louisiana College (1970-71)
Had 50 points or more .....	Glynn Saulters (51), vs. Nicholls State (1967-68)
Had 10 or more rebounds .....	Steven McClellan (13), vs. North Texas (1/14/12)
Had 15 or more rebound .....	Lance Brasher (17), vs. Middle Tennessee (1/24/08)
Had 20 or more rebounds .....	Terry Martin (22), vs. Dayton (11/3/83)
Had 10 or more assists .....	Tony Hooper (14), vs. Lamar (2/25/06)
Had five or more steals .....	Hugh Mingo (7), vs. Centenary (12/11/10)
Had 10 or more steals .....	Arthur Hayes (10), vs. McNeese State (1983)
Had five or more blocks .....	Rudy Turner (6), vs. Western Kentucky (2/4/10)



## 3 MARCELIS HANSBERRY

Sophomore • Guard • 6-0 • 180  
Jackson, Miss. • Provine High School

**2011-12**

- Had a team-high four assists against Ole Miss (Nov. 11).
- Scored 11 points and led the team five rebounds at Southeastern La. (Nov. 19).
- Got his first start of the season at Mississippi State (Nov. 21), scoring a season-best 13 points on 6-of-13 shooting.
- Tied his career high with five assists against Harding (Nov. 26).
- Recorded the first block of his career against Nicholls State (Dec. 12).

**2010-11**

- Appeared in 26 games, making seven starts last season.
- Record double figures in scoring twice in 2010-11.
- Had a career-best 15 points at UL-Lafayette (Jan. 22).
- Notched 13 points and three assists against Northern Colorado (Dec. 22).
- Had a season-best five assists against Centenary (Dec. 11).
- Averaged 7.0 points and 3.8 assists in his seven starts.

**SEASON/CAREER HIGHS****Points**

Season: 13, at Mississippi State (11/21/11)  
Career: 15, at UL-Lafayette (1/22/11)

**Field Goals**

Season: 6, at Mississippi State (11/21/11)  
Career: 6 (twice)

**Field Goal Attempts**

Season: 13, at Mississippi State (11/21/11)  
Career: 13, at Mississippi State (11/21/11)

**3-Point Field Goals**

Season: 1 (twice)  
Career: 2, at UL-Lafayette (1/22/11)

**3-Point Attempts**

Season: 3, vs. Harding (11/26/11)  
Career: 3 (four times)

**Free Throws**

Season: 3, vs. Northwestern State (12/15/11)  
Career: 5, vs. Centenary (12/11/10)

**Free Throw Attempts**

Season: 4, vs. Northwestern State (12/15/11)  
Career: 8, vs. Centenary (12/11/10)

**Rebounds**

Season: 5, at Southeastern La. (11/19/11)  
Career: 5 (twice)

**Offensive Rebounds**

Season: 2, at Southeastern La. (11/19/11)  
Career: 2, at Southeastern La. (11/19/11)

**Defensive Rebounds**

Season: 3 (three times)  
Career: 5, at Kent State (12/2/10)

**Assists**

Season: 5, vs. Harding (11/26/11)  
Career: 5 (three times)

**Turnovers**

Season: 2 (five times)  
Career: 3 (five times)

**Blocks**

Season: 1, vs. Nicholls State (12/12/11)  
Career: 1, vs. Nicholls State (12/12/11)

**Steals**

Season: 2, vs. Harding (11/26/11)  
Career: 4, at Iowa (11/16/10)

**Minutes**

Season: 33 (twice)  
Career: 36, at Iowa (11/16/10)

**MISCELLANEOUS STATS**

	11-12	Career
Double-figure Points:	2	4
Double-figure Rebounds:	0	0
20-Plus Points	0	0
30-Plus Points	0	0
Led Team in Scoring:	0	0
Led Team in Rebounding	1	1
Led Team in Assists	4	11
Led Team in Blocks	1	1
Led Team in Steals	3	6
Double-Doubles:	0	0

**2011-12 SEASON GAME-BY-GAME**

Date	Opponent	gs	min	fg-a	3fg-a	ft-a	o-d-t	pf	a	to	blk	stl	pts
Nov. 11	at Ole Miss		15	0-2	0-0	0-0	0-1-1	1	4	2	0	1	0
Nov. 14	Indiana State		10	2-4	0-2	1-1	0-0-0	0	0	1	0	0	5
Nov. 16	at Tennessee		19	2-5	0-1	0-0	1-1-2	1	2	0	0	0	4
Nov. 19	at Southeastern Louisiana		25	4-8	1-2	2-3	2-3-5	4	2	1	0	1	11
Nov. 21	at Mississippi State	*	33	6-13	0-2	1-2	0-2-2	1	0	0	0	1	13
Nov. 26	Harding	*	33	2-6	0-3	2-3	0-3-3	1	5	2	0	2	6
Nov. 28	at Nicholls State	*	24	4-7	1-1	0-1	0-3-3	3	1	0	0	1	9
Dec. 3	Louisiana Tech	*	19	2-9	0-2	2-2	3-0-3	2	2	2	0	1	6
Dec. 10	at Texas A&M		10	1-4	0-1	0-0	0-2-2	0	1	0	0	0	2
Dec. 12	Nicholls State		32	2-8	0-2	2-5	0-4-4	3	3	2	1	0	6
Dec. 15	Northwestern State		7	0-2	0-1	3-4	0-0-0	0	0	0	0	1	3
Dec. 19	at UNLV		10	0-1	0-1	0-0	0-1-1	0	0	1	0	0	0
Dec. 21	at Indiana State	*	13	1-3	0-0	2-2	0-2-2	0	0	1	0	0	4
Dec. 29	Western Kentucky		1	0-0	0-0	0-0	0-0-0	0	0	0	0	0	0
Dec. 31	Arkansas State		4	1-1	0-0	0-0	0-0-0	0	1	0	0	0	2
Jan. 5	at Florida Atlantic		13	0-2	0-0	0-0	0-2-2	0	0	2	0	0	0
Jan. 7	at FIU		6	0-0	0-0	0-0	0-1-1	0	0	1	0	0	0
Jan. 12	UALR		4	0-1	0-1	0-0	0-0-0	0	1	1	0	0	0
Jan. 14	North Texas		17	4-8	0-1	0-0	0-6-6	1	1	4	0	1	8
Jan. 19	Denver		26	0-4	0-1	0-0	1-1-2	0	2	0	0	0	0
Jan. 21	at Troy												
Jan. 28	UL-Lafayette												
Feb. 2	at Arkansas State												
Feb. 4	at UALR												
Feb. 11	South Alabama												
Feb. 16	at North Texas												
Feb. 18	at Denver												
Feb. 23	Middle Tennessee												
Feb. 25	at UL-Lafayette												

**HANSBERRY'S CAREER STATISTICS**

YEAR	GP-GS	MIN/AVG	FG-A	PCT	3FG-A	PCT	FT-A	PCT	OFF-DEF-TOT	AVG	PF-FO	AST	TO	BLK	STL	PTS	AVG
2010-11	26-7	451/17.3	36-103	.350	8-34	.235	21-30	.700	5-30-35	1.3	36-0	45	38	0	11	101	3.9
2011-12	20-5	321/16.1	31-88	.352	2-21	.095	15-23	.652	7-32-39	2.0	17-0	25	20	1	9	79	4.0
<b>TOTAL</b>	<b>46-12</b>	<b>772/16.8</b>	<b>67-191</b>	<b>.351</b>	<b>10-55</b>	<b>.182</b>	<b>36-53</b>	<b>.679</b>	<b>12-62-74</b>	<b>1.6</b>	<b>53-0</b>	<b>70</b>	<b>58</b>	<b>1</b>	<b>20</b>	<b>180</b>	<b>3.9</b>



## 4 R.J. McCRAY

Sophomore • Guard • 6-2 • 180  
Arlington, Texas • Grace Prep Academy

**2011-12**

- Played in a season-high 23 minutes at Tennessee (Nov. 16), scoring five points and recording two blocks.
- Made his first start of the season at Southeastern La. (Nov. 19), scoring five points on 2-of-5 shooting.
- Had three assists at Mississippi State (Nov. 21).
- Tied his career high with four assists at Nicholls State (Nov. 28).
- Made his second start of the season against Western Kentucky (Dec. 29), scoring a season-best seven points in a career-high 43 minutes.

**2010-11**

- Appeared in 23 games, making three starts.
- Averaged 3.0 points and 0.9 rebounds per game.
- Came on strong, averaging 7.0 points over the final six games.
- Shot 41.8 percent from the field (23-of-58), 36.8 percent from 3-point range (7-of-19) and 59.3 percent from the free-throw line (16-of-27).
- Scored in double figures three times
- Had a season-best 12 points, including a pair of 3-pointers, against Arkansas State (Feb. 10).
- Tied his season high with 12 points against Western Kentucky (March 5) in the Sun Belt Tournament.

**SEASON/CAREER HIGHS****Points**

Season: 7, vs. Western Kentucky (12/29/11)  
Career: 12 (twice)

**Field Goals**

Season: 3 (twice)  
Career: 4, vs. Arkansas State (2/10/11)

**Field Goal Attempts**

Season: 5, vs. Western Kentucky (12/29/11)  
Career: 8, vs. UL-Lafayette (2/26/11)

**3-Point Field Goals**

Season: 1, at Southeastern La. (11/19/11)  
Career: 2 (three times)

**3-Point Attempts**

Season: 4, at Southeastern La. (11/19/11)  
Career: 5, vs. UL-Lafayette (2/26/11)

**Free Throws**

Season: 3, vs. Western Kentucky (12/29/11)  
Career: 4 (twice)

**Free Throw Attempts**

Season: 4, vs. Western Kentucky (12/29/11)  
Career: 5, vs. Western Kentucky (3/5/11)

**Rebounds**

Season: 6, at Indiana State (12/21/11)  
Career: 6, at Indiana State (12/21/11)

**Offensive Rebounds**

Season: 1 (twice)  
Career: 1 (eight times)

**Defensive Rebounds**

Season: 6, at Indiana State (12/21/11)  
Career: 6, at Indiana State (12/21/11)

**Assists**

Season: 4, at Nicholls State (11/28/11)  
Career: 4 (twice)

**Turnovers**

Season: 4 (twice)  
Career: 4 (twice)

**Blocks**

Season: 2, at Tennessee (11/16/11)  
Career: 2, at Tennessee (11/16/11)

**Steals**

Season: 4, vs. Western Kentucky (12/29/11)  
Career: 4, vs. Western Kentucky (12/29/11)

**Minutes**

Season: 43, vs. Western Kentucky (12/29/11)  
Career: 43, vs. Western Kentucky (12/29/11)

**MISCELLANEOUS STATS**

	11-12	Career
Double-figure Points:	0	3
Double-figure Rebounds:	0	0
20-Plus Points	0	0
30-Plus Points	0	0
Led Team in Scoring:	0	0
Led Team in Rebounding	1	1
Led Team in Assists	2	4
Led Team in Blocks	3	6
Led Team in Steals	4	5
Double-Doubles:	0	0

**2011-12 SEASON GAME-BY-GAME**

Date	Opponent	gs	min	fg-a	3fg-a	ft-a	o-d-t	pf	a	to	blk	stl	pts
Nov. 11	at Ole Miss		17	3-3	0-0	0-2	1-3-4	1	0	2	0	0	6
Nov. 14	Indiana State		18	2-4	0-0	0-0	1-2-3	0	0	0	0	0	4
Nov. 16	at Tennessee		23	2-3	0-0	1-2	0-0-0	1	1	4	2	1	5
Nov. 19	at Southeastern Louisiana	*	13	2-5	1-4	0-0	0-0-0	1	1	0	0	0	5
Nov. 21	at Mississippi State		22	1-2	0-0	0-0	0-2-2	1	3	2	0	2	2
Nov. 26	Harding		16	1-2	0-0	0-0	0-0-0	0	0	0	0	0	2
Nov. 28	at Nicholls State		15	1-1	0-0	0-0	0-0-0	0	4	0	0	0	2
Dec. 3	Louisiana Tech		2	0-0	0-0	0-0	0-0-0	0	0	1	0	0	0
Dec. 10	at Texas A&M		2	0-0	0-0	0-0	0-1-1	0	0	1	0	0	0
Dec. 12	Nicholls State		22	2-5	0-1	2-3	0-3-3	4	2	0	0	0	6
Dec. 15	Northwestern State		19	0-1	0-0	0-0	1-3-4	0	2	1	0	1	0
Dec. 19	at UNLV	Did Not Play											
Dec. 21	at Indiana State		34	0-2	0-0	2-2	0-6-6	1	2	3	0	2	2
Dec. 29	Western Kentucky	*	43	2-5	0-1	3-4	0-2-2	1	0	4	0	4	7
Dec. 31	Arkansas State	*	14	2-4	0-0	1-2	0-0-0	3	1	0	0	0	5
Jan. 5	at Florida Atlantic	*	14	0-2	0-0	0-0	0-1-1	0	0	1	0	0	0
Jan. 7	at FIU		1	0-0	0-0	0-0	0-0-0	0	0	0	0	0	0
Jan. 12	UALR		13	0-0	0-0	0-0	0-1-1	0	3	0	0	0	0
Jan. 14	North Texas		20	2-2	0-0	0-1	0-1-1	3	0	2	1	2	4
Jan. 19	Denver		17	3-3	0-0	0-0	0-0-0	1	0	1	1	1	6
Jan. 21	at Troy												
Jan. 28	UL-Lafayette												
Feb. 2	at Arkansas State												
Feb. 4	at UALR												
Feb. 11	South Alabama												
Feb. 16	at North Texas												
Feb. 18	at Denver												
Feb. 23	Middle Tennessee												
Feb. 25	at UL-Lafayette												

**MCCRAY'S CAREER STATISTICS**

YEAR	GP-GS	MIN/AVG	FG-A	PCT	3FG-A	PCT	FT-A	PCT	OFF-DEF-TOT	AVG	PF-FO	AST	TO	BLK	STL	PTS	AVG
2010-11	23-3	322/14.0	23-55	.418	7-19	.368	16-27	.593	6-14-20	0.9	14-0	14	13	3	6	69	3.0
2011-12	19-4	325/17.1	23-44	.523	1-6	.167	9-16	.563	3-25-28	1.5	17-0	19	22	4	13	56	2.9
<b>TOTAL</b>	<b>42-7</b>	<b>647/15.4</b>	<b>46-99</b>	<b>.465</b>	<b>8-25</b>	<b>.320</b>	<b>25-43</b>	<b>.581</b>	<b>9-39-48</b>	<b>1.1</b>	<b>31-0</b>	<b>33</b>	<b>35</b>	<b>7</b>	<b>19</b>	<b>125</b>	<b>3.0</b>





# 5 CHRISTIAN BIBI NDONGO

Senior • Forward • 6-8 • 195  
Yaounde, Cameroon • John Wood CC

## 2011-12

- Played in a career-high 28 minutes against Arkansas State (Dec. 31).
- Had two blocks against Indiana State.
- Tallied five points and a career-high four blocks in a career-high 25 minutes against Harding (Nov. 26).
- Scored a career-high 10 points and tied his career high with five rebounds against Louisiana Tech (Dec. 3).
- Tied his career high with 10 points and also had a career-best six rebounds against UALR (Jan. 12).

## 2010-11

- Appeared in 23 games, all off the bench.
- Averaged 1.7 points and 1.4 rebounds in 8.6 minutes per game.
- Had career highs in points (9), field goals (3) and 3-pointers (1) against Arkansas State (Feb. 10).
- Pulled down a season-high five rebounds twice.
- Led the team in blocked shots seven times.
- Appeared in 11 of 16 conference games.
- Upped his scoring average to 2.3 points per game in conference play.

## SEASON/CAREER HIGHS

### Points

Season: 10 (twice)  
Career: 10 (twice)

### Field Goals

Season: 5, vs. UALR (1/12/12)  
Career: 5, vs. UALR (1/12/12)

### Field Goal Attempts

Season: 8, vs. UALR (1/12/12)  
Career: 8, vs. UALR (1/12/12)

### 3-Point Field Goals

Season: 1 (twice)  
Career: 1 (three times)

### 3-Point Attempts

Season: 2, vs. Harding (11/26/11)  
Career: 2, vs. Harding (11/26/11)

### Free Throws

Season: 4, vs. Louisiana Tech (12/3/11)  
Career: 4, vs. Louisiana Tech (12/3/11)

### Free Throw Attempts

Season: 6, at Ole Miss (11/11/11)  
Career: 6 (twice)

### Rebounds

Season: 6, vs. UALR (1/12/12)  
Career: 6, vs. UALR (1/12/12)

### Offensive Rebounds

Season: 4, vs. UALR (1/12/12)  
Career: 4, vs. UALR (1/12/12)

### Defensive Rebounds

Season: 4 (twice)  
Career: 4 (three times)

### Assists

Season: 2 (three times)  
Career: 2 (three times)

### Turnovers

Season: 2 (twice)  
Career: 2 (seven times)

### Blocks

Season: 4, vs. Harding (11/26/11)  
Career: 4, vs. Harding (11/26/11)

### Steals

Season: 1 (six times)  
Career: 1 (10 times)

### Minutes

Season: 28, vs. Arkansas State (12/31/11)  
Career: 28, vs. Arkansas State (12/31/11)

## MISCELLANEOUS STATS

	11-12	Career
Double-figure Points:	2	2
Double-figure Rebounds:	0	0
20-Plus Points	0	0
30-Plus Points	0	0
Led Team in Scoring:	0	0
Led Team in Rebounding	0	0
Led Team in Assists	1	1
Led Team in Blocks	9	16
Led Team in Steals	1	1
Double-Doubles:	0	0

## 2011-12 SEASON GAME-BY-GAME

Date	Opponent	gs	min	fg-a	3fg-a	ft-a	o-d-t	pf	a	to	blk	stl	pts
Nov. 11	at Ole Miss	*	21	1-3	0-0	2-6	1-4-5	2	0	1	0	0	4
Nov. 14	Indiana State		23	0-1	0-0	0-0	0-2-2	0	1	0	2	1	0
Nov. 16	at Tennessee	Did Not Play											
Nov. 19	at Southeastern Louisiana	*	22	2-3	0-0	1-2	0-2-2	3	0	0	1	1	5
Nov. 21	at Mississippi State	Did Not Play											
Nov. 26	Harding		25	1-4	1-2	2-2	1-4-5	4	1	0	4	1	5
Nov. 28	at Nicholls State	*	15	1-1	0-0	2-3	1-1-2	4	0	0	1	0	4
Dec. 3	Louisiana Tech		22	3-6	0-0	4-5	3-2-5	3	0	2	1	0	10
Dec. 10	at Texas A&M	*	19	2-5	0-1	0-0	2-1-3	4	0	0	0	1	4
Dec. 12	Nicholls State	*	7	0-0	0-0	0-0	0-0-0	2	0	1	0	0	0
Dec. 15	Northwestern State	*	26	1-2	0-0	3-5	1-3-4	2	2	0	0	1	5
Dec. 19	at UNLV		13	0-2	0-0	0-0	1-0-1	1	0	0	0	0	0
Dec. 21	at Indiana State		17	1-2	0-0	0-0	3-1-4	1	0	0	2	0	2
Dec. 29	Western Kentucky	*	21	1-3	0-0	1-2	1-3-4	5	2	2	1	0	3
Dec. 31	Arkansas State	*	28	2-3	1-1	1-1	1-3-4	5	2	0	1	1	6
Jan. 5	at Florida Atlantic	*	24	0-2	0-1	0-0	0-2-2	1	0	1	1	0	0
Jan. 7	at FIU		6	0-0	0-0	0-0	1-0-1	2	0	1	0	0	0
Jan. 12	UALR		27	5-8	0-1	0-1	4-2-6	1	1	1	0	0	10
Jan. 14	North Texas	*	20	2-7	0-1	1-2	1-2-3	4	0	0	0	0	5
Jan. 19	Denver	*	15	0-1	0-0	0-0	1-1-2	1	0	1	0	0	0
Jan. 21	at Troy												
Jan. 28	UL-Lafayette												
Feb. 2	at Arkansas State												
Feb. 4	at UALR												
Feb. 11	South Alabama												
Feb. 16	at North Texas												
Feb. 18	at Denver												
Feb. 23	Middle Tennessee												
Feb. 25	at UL-Lafayette												

## BIBI NDONGO'S CAREER STATISTICS

YEAR	GP-GS	MIN/AVG	FG-A	PCT	3FG-A	PCT	FT-A	PCT	OFF-DEF-TOT	AVG	PF-FO	AST	TO	BLK	STL	PTS	AVG
2010-11	23-0	198/8.6	13-32	.406	1-1	1.000	11-16	.688	12-21-33	1.4	20-0	5	15	8	4	38	1.7
2011-12	18-11	351/19.5	22-53	.415	2-7	.286	17-29	.586	22-33-55	3.1	45-2	9	10	14	6	63	3.5
<b>TOTAL</b>	<b>41-11</b>	<b>549/13.4</b>	<b>35-85</b>	<b>.412</b>	<b>3-8</b>	<b>.375</b>	<b>28-45</b>	<b>.622</b>	<b>34-54-88</b>	<b>2.1</b>	<b>65-2</b>	<b>14</b>	<b>25</b>	<b>22</b>	<b>10</b>	<b>101</b>	<b>2.5</b>

**10 TRENT MACKEY**

Freshman • Guard • 6-3 • 180

Tampa, Fla. • Newsome HS

**2011-12**

- Has made six starts this season.
- Recorded five points, five rebounds and two assists against Ole Miss (Nov. 11) in his first collegiate game.
- Made his first start against Indiana State (Nov. 14), scoring eight points and pulling down two rebounds.
- Recorded career highs in points (13) and field goals (5) against Harding (Nov. 26).
- Drained a career-high four 3-pointers against Nicholls State (Nov. 28).
- Tied his career high with 13 points at UNLV (Dec. 19).
- Had a career-high seven assists at FIU (Jan. 7).

**2010-11**

- Averaged 20.9 points, 3.9 rebounds, 2.8 assists and 1.9 steals per game for Newsome High School.
- Finished second in Florida Athletic Coaches Association District MVP voting.
- Converted 77 of 181 (.425) from 3-point range.
- Finished second in career scoring at Newsome with 1,130 points.
- Holds school records for most 3-pointers made in a season and career at Newsome.
- Coached by his father, Jon Mackey.
- Also played for Florida Elite AAU team, coached by Conrad Foss.

**SEASON/CAREER HIGHS****Points**

Season: 13 (twice)  
Career: 13 (twice)

**Field Goals**

Season: 5 (twice)  
Career: 5 (twice)

**Field Goal Attempts**

Season: 9 (twice)  
Career: 9 (twice)

**3-Point Field Goals**

Season: 4, at Nicholls State (11/28/11)  
Career: 4, at Nicholls State (11/28/11)

**3-Point Attempts**

Season: 7, at Nicholls State (11/28/11)  
Career: 7, at Nicholls State (11/28/11)

**Free Throws**

Season: 2 (twice)  
Career: 2 (twice)

**Free Throw Attempts**

Season: 2 (twice)  
Career: 2 (three times)

**Rebounds**

Season: 5, at Ole Miss (11/11/11)  
Career: 5, at Ole Miss (11/11/11)

**Offensive Rebounds**

Season: 1 (three times)  
Career: 1 (three times)

**Defensive Rebounds**

Season: 4, at Ole Miss (11/11/11)  
Career: 4, at Ole Miss (11/11/11)

**Assists**

Season: 7, at FIU (1/7/12)  
Career: 7, at FIU (1/7/12)

**Turnovers**

Season: 3 (twice)  
Career: 3 (twice)

**Blocks**

Season: 1, vs. Northwestern State (12/15/11)  
Career: 1, vs. Northwestern State (12/15/11)

**Steals**

Season: 1 (five times)  
Career: 1 (five times)

**Minutes**

Season: 37, at UNLV (12/19/11)  
Career: 37, at UNLV (12/19/11)

**MISCELLANEOUS STATS**

	11-12	Career
Double-figure Points:	3	3
Double-figure Rebounds:	0	0
20-Plus Points	0	0
30-Plus Points	0	0
Led Team in Scoring:	0	0
Led Team in Rebounding	0	0
Led Team in Assists	2	2
Led Team in Blocks	1	1
Led Team in Steals	1	1
Double-Doubles:	0	0

**2011-12 SEASON GAME-BY-GAME**

Date	Opponent	gs	min	fg-a	3fg-a	ft-a	o-d-t	pf	a	to	blk	stl	pts
Nov. 11	at Ole Miss		22	2-7	1-4	0-0	1-4-5	1	2	1	0	0	5
Nov. 14	Indiana State	*	26	2-4	2-4	2-2	1-1-2	0	0	3	0	0	8
Nov. 16	at Tennessee	*	23	2-2	2-2	0-0	0-1-1	2	1	1	0	1	6
Nov. 19	at Southeastern Louisiana	*	7	1-1	0-0	0-0	0-0-0	1	0	2	0	0	2
Nov. 21	at Mississippi State	*	28	2-6	1-4	0-0	0-3-3	1	3	3	0	0	5
Nov. 26	Harding		27	5-9	3-5	0-0	0-1-1	3	3	1	0	1	13
Nov. 28	at Nicholls State	*	24	4-7	4-7	0-0	0-0-0	2	0	1	0	0	12
Dec. 3	Louisiana Tech	*	27	3-6	1-4	2-2	0-1-1	3	4	1	0	0	9
Dec. 10	at Texas A&M		11	0-3	0-3	0-0	0-0-0	2	0	1	0	0	0
Dec. 12	Nicholls State		28	3-9	2-7	0-0	1-2-3	2	1	0	0	1	8
Dec. 15	Northwestern State		29	3-9	1-3	1-2	0-2-2	5	0	2	1	0	8
Dec. 19	at UNLV	*	37	5-9	3-5	0-0	1-2-3	2	1	2	0	0	13
Dec. 21	at Indiana State	*	23	2-5	2-4	0-0	0-3-3	3	0	0	0	0	6
Dec. 29	Western Kentucky		26	2-4	2-4	0-0	0-1-1	2	1	0	0	0	6
Dec. 31	Arkansas State		8	0-0	0-0	0-0	0-1-1	0	0	1	0	1	0
Jan. 5	at Florida Atlantic		18	2-5	1-3	0-0	0-2-2	0	0	2	0	0	5
Jan. 7	at FIU	*	33	3-5	3-4	0-0	0-3-3	4	7	1	0	1	9
Jan. 12	UALR	*	15	0-2	0-1	0-0	1-0-1	2	2	2	0	0	0
Jan. 14	North Texas		19	0-5	0-3	0-0	0-3-3	1	1	1	0	0	0
Jan. 19	Denver		32	3-4	2-3	0-0	0-1-1	3	1	2	0	0	8
Jan. 21	at Troy												
Jan. 28	UL-Lafayette												
Feb. 2	at Arkansas State												
Feb. 4	at UALR												
Feb. 11	South Alabama												
Feb. 16	at North Texas												
Feb. 18	at Denver												
Feb. 23	Middle Tennessee												
Feb. 25	at UL-Lafayette												

**MACKEY'S CAREER STATISTICS**

YEAR	GP-GS	MIN/AVG	FG-A	PCT	3FG-A	PCT	FT-A	PCT	OFF-DEF-TOT	AVG	PF-FO	AST	TO	BLK	STL	PTS	AVG
2011-12	20-10	463/23.2	44-102	.431	30-70	.429	5-6	.833	5-31-36	1.8	39-1	27	27	1	5	123	6.2
<b>TOTAL</b>	<b>20-10</b>	<b>463/23.2</b>	<b>44-102</b>	<b>.431</b>	<b>30-70</b>	<b>.429</b>	<b>5-6</b>	<b>.833</b>	<b>5-31-36</b>	<b>1.8</b>	<b>39-1</b>	<b>27</b>	<b>27</b>	<b>1</b>	<b>5</b>	<b>123</b>	<b>6.2</b>



# 11 CHARLES WINBORNE

Sophomore • Guard • 6-1 • 185  
Shreveport, La. • Loyola-Chicago

**2011-12**

- Made his ULM debut against Ole Miss (Nov. 11), scoring six points and dishing out three assists.
- Tallied 12 points, including four 3-pointers against Indiana State (Nov. 14).
- Scored 15 points on 6-of-12 shooting at Southeastern La. (Nov. 19).
- Had 18 points on 7-of-12 shooting against Harding (Nov. 26).
- Recorded 19 points and a career-high seven rebounds at Nicholls State (Nov. 28).
- Scored a career-high 20 points versus Nicholls State (Dec. 12).
- Led the team in scoring for the fourth time this season with 15 points against North Texas (Jan. 14).
- Has scored in double figures in four straight games.

**2010-11**

- Sat out last season after transferring from Loyola-Chicago.

**SEASON/CAREER HIGHS****Points**

Season: 20, vs. Nicholls State (12/12/11)  
Career: 20, vs. Nicholls State (12/12/11)

**Field Goals**

Season: 7 (three times)  
Career: 7 (three times)

**Field Goal Attempts**

Season: 16, vs. Denver (1/19/12)  
Career: 16, vs. Denver (1/19/12)

**3-Point Field Goals**

Season: 4, vs. Indiana State (11/14/11)  
Career: 4, vs. Indiana State (11/14/11)

**3-Point Attempts**

Season: 8, vs. Denver (1/19/12)  
Career: 8, vs. Denver (1/19/12)

**Free Throws**

Season: 4 (twice)  
Career: 4 (twice)

**Free Throw Attempts**

Season: 6, vs. Louisiana Tech (12/3/11)  
Career: 6, vs. Louisiana Tech (12/3/11)

**Rebounds**

Season: 7, at Nicholls State (11/28/11)  
Career: 7, at Nicholls State (11/28/11)

**Offensive Rebounds**

Season: 2, vs. Denver (1/19/12)  
Career: 2, vs. Denver (1/19/12)

**Defensive Rebounds**

Season: 7, at Nicholls State (11/28/11)  
Career: 7, at Nicholls State (11/28/11)

**Assists**

Season: 5 (twice)  
Career: 5 (twice)

**Turnovers**

Season: 3, at UNLV (12/19/11)  
Career: 3, at UNLV (12/19/11)

**Blocks**

Season: 1, at Ole Miss (11/11/11)  
Career: 1, at Ole Miss (11/11/11)

**Steals**

Season: 2 (twice)  
Career: 2 (twice)

**Minutes**

Season: 40 (twice)  
Career: 40 (twice)

**MISCELLANEOUS STATS**

	11-12	Career
Double-figure Points:	12	12
Double-figure Rebounds:	0	0
20-Plus Points	1	1
30-Plus Points	0	0
Led Team in Scoring:	5	5
Led Team in Rebounding	2	2
Led Team in Assists	3	3
Led Team in Blocks	1	1
Led Team in Steals	2	2
Double-Doubles:	0	0

**2011-12 SEASON GAME-BY-GAME**

Date	Opponent	gs	min	fg-a	3fg-a	ft-a	o-d-t	pf	a	to	blk	stl	pts
Nov. 11	at Ole Miss	*	23	2-6	1-3	1-2	0-2-2	3	3	1	1	0	6
Nov. 14	Indiana State		26	4-7	4-5	0-0	0-0-0	1	1	1	0	0	12
Nov. 16	at Tennessee	*	23	2-6	2-5	0-0	0-2-2	1	5	1	0	0	6
Nov. 19	at Southeastern Louisiana		35	6-12	3-6	0-0	1-2-3	2	3	2	0	1	15
Nov. 21	at Mississippi State	*	25	4-9	1-3	0-0	1-3-4	1	0	2	0	0	9
Nov. 26	Harding	*	30	7-12	3-6	1-1	0-0-0	1	4	1	0	1	18
Nov. 28	at Nicholls State	*	27	6-8	3-5	4-5	0-7-7	1	2	1	0	0	19
Dec. 3	Louisiana Tech	*	33	5-13	1-5	4-6	1-2-3	0	5	1	0	0	15
Dec. 10	at Texas A&M	*	29	1-7	0-4	2-2	0-1-1	1	3	0	0	0	4
Dec. 12	Nicholls State	*	25	7-12	3-5	3-4	1-2-3	2	2	2	0	0	20
Dec. 15	Northwestern State	*	27	5-8	1-1	2-4	0-2-2	1	0	2	0	1	13
Dec. 19	at UNLV	*	27	1-6	0-2	2-2	1-1-2	1	0	3	0	2	4
Dec. 21	at Indiana State	*	6	1-1	0-0	0-0	0-0-0	0	0	1	0	0	2
Dec. 29	Western Kentucky	Did Not Play											
Dec. 31	Arkansas State		18	4-6	3-5	0-0	1-4-5	2	0	2	0	0	11
Jan. 5	at Florida Atlantic		26	2-4	2-4	0-0	0-1-1	0	2	1	0	0	6
Jan. 7	at FIU	*	40	4-13	2-7	0-0	0-3-3	2	0	1	0	0	10
Jan. 12	UALR	*	40	4-12	2-6	0-0	0-0-0	0	2	2	0	2	10
Jan. 14	North Texas	*	27	5-8	3-5	2-2	0-1-1	3	0	1	0	0	15
Jan. 19	Denver	*	29	7-16	3-8	1-1	2-3-5	0	1	1	0	1	18
Jan. 21	at Troy												
Jan. 28	UL-Lafayette												
Feb. 2	at Arkansas State												
Feb. 4	at UALR												
Feb. 11	South Alabama												
Feb. 16	at North Texas												
Feb. 18	at Denver												
Feb. 23	Middle Tennessee												
Feb. 25	at UL-Lafayette												

**WINBORNE'S CAREER STATISTICS**

YEAR	GP-GS	MIN/AVG	FG-A	PCT	3FG-A	PCT	FT-A	PCT	OFF-DEF-TOT	AVG	PF-FO	AST	TO	BLK	STL	PTS	AVG
2009-10	7-0	10/1.4	1-4	.250	1-1	1.000	0-0	.000	0-1-1	0.1	1-0	0	2	0	1	3	0.4
2011-12	19-15	516/27.2	77-166	.464	37-85	.435	22-29	.759	8-36-44	2.3	22-0	33	26	1	8	213	11.2
<b>TOTAL</b>	<b>26-15</b>	<b>526/20.2</b>	<b>78-170</b>	<b>.459</b>	<b>38-86</b>	<b>.442</b>	<b>22-29</b>	<b>.759</b>	<b>8-37-45</b>	<b>1.7</b>	<b>23-0</b>	<b>33</b>	<b>28</b>	<b>1</b>	<b>9</b>	<b>216</b>	<b>8.3</b>

**14 IFE EKE**

Sophomore • Forward • 6-7 • 210

Lagos, Nigeria • Northwest Rankin HS

**2011-12**

- Will redshirt due to injury.

**2010-11**

- Appeared in five games, all off the bench.
- Made his collegiate debut against Iowa (Nov. 16) and pulled down a season-best two rebounds.
- Played in a season-high six minutes at Stephen F. Austin (Dec. 29).

**SEASON/CAREER HIGHS****Points**

Season:  
Career: none

**Field Goals**

Season:  
Career: none

**Field Goal Attempts**

Season:  
Career: 1, at Iowa (11/16/10)

**3-Point Field Goals**

Season:  
Career: none

**3-Point Attempts**

Season:  
Career: none

**Free Throws**

Season:  
Career: none

**Free Throw Attempts**

Season:  
Career: none

**Rebounds**

Season:  
Career: 2, at Iowa (11/16/10)

**Offensive Rebounds**

Season:  
Career: none

**Defensive Rebounds**

Season:  
Career: 2, at Iowa (11/16/10)

**Assists**

Season:  
Career: none

**Turnovers**

Season:  
Career: 1, at Iowa (11/16/10)

**Blocks**

Season:  
Career: none

**Steals**

Season:  
Career: none

**Minutes**

Season:  
Career: 6, at Stephen F. Austin (12/29/10)

**MISCELLANEOUS STATS**

	11-12	Career
Double-figure Points:	0	0
Double-figure Rebounds:	0	0
20-Plus Points	0	0
30-Plus Points	0	0
Led Team in Scoring:	0	0
Led Team in Rebounding	0	0
Led Team in Assists	0	0
Led Team in Blocks	0	0
Led Team in Steals	0	0
Double-Doubles:	0	0

**2011-12 SEASON GAME-BY-GAME**

Date	Opponent	gs	min	fg-a	3fg-a	ft-a	o-d-t	pf	a	to	blk	stl	pts
Nov. 11	at Ole Miss	Did Not Play											
Nov. 14	Indiana State	Did Not Play											
Nov. 16	at Tennessee	Did Not Play											
Nov. 19	at Southeastern Louisiana	Did Not Play											
Nov. 21	at Mississippi State	Did Not Play											
Nov. 26	Harding	Did Not Play											
Nov. 28	at Nicholls State	Did Not Play											
Dec. 3	Louisiana Tech	Did Not Play											
Dec. 10	at Texas A&M	Did Not Play											
Dec. 12	Nicholls State	Did Not Play											
Dec. 15	Northwestern State	Did Not Play											
Dec. 19	at UNLV	Did Not Play											
Dec. 21	at Indiana State	Did Not Play											
Dec. 29	Western Kentucky	Did Not Play											
Dec. 31	Arkansas State	Did Not Play											
Jan. 5	at Florida Atlantic	Did Not Play											
Jan. 7	at FIU	Did Not Play											
Jan. 12	UALR	Did Not Play											
Jan. 14	North Texas	Did Not Play											
Jan. 19	Denver	Did Not Play											
Jan. 21	at Troy												
Jan. 28	UL-Lafayette												
Feb. 2	at Arkansas State												
Feb. 4	at UALR												
Feb. 11	South Alabama												
Feb. 16	at North Texas												
Feb. 18	at Denver												
Feb. 23	Middle Tennessee												
Feb. 25	at UL-Lafayette												

**EKE'S CAREER STATISTICS**

YEAR	GP-GS	MIN/AVG	FG-A	PCT	3FG-A	PCT	FT-A	PCT	OFF-DEF-TOT	AVG	PF-FO	AST	TO	BLK	STL	PTS	AVG
2010-11	5-0	16/3.2	0-1	.000	0-0	.000	0-0	.000	0-3-3	0.6	0-0	0	1	0	0	0	0.0
<b>TOTAL</b>	<b>5-0</b>	<b>16/3.2</b>	<b>0-1</b>	<b>.000</b>	<b>0-0</b>	<b>.000</b>	<b>0-0</b>	<b>.000</b>	<b>0-3-3</b>	<b>0.6</b>	<b>0-0</b>	<b>0</b>	<b>1</b>	<b>0</b>	<b>0</b>	<b>0</b>	<b>0.0</b>



## 15 STEVEN McCLELLAN

Sophomore • Center • 6-7 • 250  
Fresno, Calif. • Edison HS

**2011-12**

- Made his season debut against Louisiana Tech (Dec. 3), scoring six points and pulling down seven rebounds in 21 minutes.
  - Had a career-high three steals at Texas A&M (Dec. 10).
  - Pulled down a then career-best 11 rebounds against Nicholls State (Dec. 12).
  - Came up one rebound short of a double-double with 10 points and nine rebounds in 19 minutes against Northwestern State (Dec. 15).
  - Scored a career-high 16 points on 7-of-9 shooting at UNLV (Dec. 19).
  - Tallied 10 points and nine rebounds at FIU (Jan. 7).
  - Led the Warhawks with 15 points and seven rebounds against UALR (Jan. 12).
  - Recorded seven points and a career-high 13 rebounds against North Texas (Jan. 14).
- Also converted a career-best seven free throws in eight attempts.
- Averaging 9.0 points and a team-best 7.4 rebounds in 13 games this season.

**2010-11**

- Appeared in 28 games, making 14 starts as a freshman.
- Averaged 5.1 points and 4.0 rebounds per game.
- Shot 50.9 percent from the field (57-of-112) and 63.6 percent from the free-throw line (28-of-44).
- Scored in double figures on two occasions.
- Averaged 5.0 points and 3.9 rebounds during conference play.
- Made his first start against Stephen F. Austin (Nov. 23), scoring a career-best 13 points.
- Had a season-high nine rebounds at UL-Lafayette (Jan. 22).
- Had 12 points on 4-of-5 shooting against FIU (Jan. 2).

**SEASON/CAREER HIGHS****Points**

Season: 16, at UNLV (12/19/11)  
Career: 16, at UNLV (12/19/11)

**Field Goals**

Season: 7, at UNLV (12/19/11)  
Career: 7, at UNLV (12/19/11)

**Field Goal Attempts**

Season: 12, vs. UALR (1/12/12)  
Career: 12, vs. UALR (1/12/12)

**3-Point Field Goals**

Season: 1, vs. Arkansas State (12/31/11)  
Career: 1 (three times)

**3-Point Attempts**

Season: 1, vs. Arkansas State (12/31/11)  
Career: 1 (five times)

**Free Throws**

Season: 7, vs. North Texas (1/14/12)  
Career: 7, vs. North Texas (1/14/12)

**Free Throw Attempts**

Season: 8, vs. North Texas (1/14/12)  
Career: 8, vs. North Texas (1/14/12)

**Rebounds**

Season: 13, vs. North Texas (1/14/12)  
Career: 13, vs. North Texas (1/14/12)

**Offensive Rebounds**

Season: 6 (three times)  
Career: 6 (four times)

**Defensive Rebounds**

Season: 10, vs. North Texas (1/14/12)  
Career: 10, vs. North Texas (1/14/12)

**Assists**

Season: 2 (four times)  
Career: 2 (six times)

**Turnovers**

Season: 5, at UNLV (12/19/11)  
Career: 5, at UNLV (12/19/11)

**Blocks**

Season: 1 (seven times)  
Career: 2 (twice)

**Steals**

Season: 3, at Texas A&M (12/10/11)  
Career: 3, at Texas A&M (12/10/11)

**Minutes**

Season: 36 (twice)  
Career: 36 (twice)

**MISCELLANEOUS STATS**

	11-12	Career
Double-figure Points:	5	7
Double-figure Rebounds:	2	2
20-Plus Points	0	0
30-Plus Points	0	0
Led Team in Scoring:	3	3
Led Team in Rebounding	8	16
Led Team in Assists	1	1
Led Team in Blocks	4	11
Led Team in Steals	1	2
Double-Doubles:	0	0

**2011-12 SEASON GAME-BY-GAME**

Date	Opponent	gs	min	fg-a	3fg-a	ft-a	o-d-t	pf	a	to	blk	stl	pts
Nov. 11	at Ole Miss		Did Not Play										
Nov. 14	Indiana State		Did Not Play										
Nov. 16	at Tennessee		Did Not Play										
Nov. 19	at Southeastern Louisiana		Did Not Play										
Nov. 21	at Mississippi State		Did Not Play										
Nov. 26	Harding		Did Not Play										
Nov. 28	at Nicholls State		Did Not Play										
Dec. 3	Louisiana Tech		21	3-5	0-0	0-0	1-6-7	5	0	2	1	0	6
Dec. 10	at Texas A&M	*	20	2-5	0-0	0-0	0-2-2	5	0	0	0	3	4
Dec. 12	Nicholls State	*	19	2-6	0-0	3-4	6-5-11	2	0	2	1	0	7
Dec. 15	Northwestern State		19	4-7	0-0	2-2	3-6-9	5	2	3	1	1	10
Dec. 19	at UNLV	*	33	7-9	0-0	2-2	4-3-7	4	0	5	0	1	16
Dec. 21	at Indiana State	*	22	4-9	0-0	0-2	2-4-6	5	0	1	1	0	8
Dec. 29	Western Kentucky	*	31	5-10	0-0	5-5	6-2-8	5	0	3	1	1	15
Dec. 31	Arkansas State	*	36	4-4	1-1	0-0	3-5-8	4	2	4	0	1	9
Jan. 5	at Florida Atlantic	*	27	0-3	0-0	1-2	4-1-5	2	0	2	0	0	1
Jan. 7	at FIU	*	36	4-7	0-0	2-6	6-3-9	3	2	1	1	1	10
Jan. 12	UALR	*	33	6-12	0-0	3-6	1-6-7	4	2	1	1	1	15
Jan. 14	North Texas	*	20	0-6	0-0	7-8	3-10-13	4	1	1	0	1	7
Jan. 19	Denver	*	28	3-7	0-0	3-3	2-2-4	0	1	0	0	0	9
Jan. 21	at Troy												
Jan. 28	UL-Lafayette												
Feb. 2	at Arkansas State												
Feb. 4	at UALR												
Feb. 11	South Alabama												
Feb. 16	at North Texas												
Feb. 18	at Denver												
Feb. 23	Middle Tennessee												
Feb. 25	at UL-Lafayette												

**McCLELLAN'S CAREER STATISTICS**

YEAR	GP-GS	MIN/AVG	FG-A	PCT	3FG-A	PCT	FT-A	PCT	OFF-DEF-TOT	AVG	PF-FO	AST	TO	BLK	STL	PTS	AVG
2010-11	28-14	542/19.4	57-112	.509	2-5	.400	28-44	.636	49-64-113	4.0	82-3	14	23	9	10	144	5.1
2011-12	13-11	345/26.5	44-90	.489	1-1	1.000	28-40	.700	41-55-96	7.4	48-5	10	25	7	10	117	9.0
<b>TOTAL</b>	<b>41-25</b>	<b>887/21.6</b>	<b>101-202</b>	<b>.500</b>	<b>3-6</b>	<b>.500</b>	<b>56-84</b>	<b>.667</b>	<b>90-119-209</b>	<b>5.1</b>	<b>130-8</b>	<b>24</b>	<b>48</b>	<b>16</b>	<b>20</b>	<b>261</b>	<b>6.4</b>





## 23 REGINALD SMITH

Freshman • Guard • 6-0 • 160  
Columbia, La. • Caldwell HS

**2011-12**

- Joined the team as a walk-on.
- Made his ULM debut at Tennessee (Nov. 16).
- Scored a career-best three points in six minutes against Northwestern State (Dec. 15).

**2010-11**

- Earned second-team Louisiana 3A All-State honors for Caldwell High School.
- Averaged 22.3 points, eight assists and three rebounds per game.
- Selected to All-Northeast Louisiana team.
- Two-time first-team all-conference selection.

**SEASON/CAREER HIGHS****Points**

Season: 3, vs. Northwestern State (12/15/11)  
Career: 3, vs. Northwestern State (12/15/11)

**Field Goals**

Season: 1, vs. Northwestern State (12/15/11)  
Career: 1, vs. Northwestern State (12/15/11)

**Field Goal Attempts**

Season: 2, vs. Northwestern State (12/15/11)  
Career: 2, vs. Northwestern State (12/15/11)

**3-Point Field Goals**

Season: n/a  
Career: n/a

**3-Point Attempts**

Season: n/a  
Career: n/a

**Free Throws**

Season: 1, vs. Northwestern State (12/15/11)  
Career: 1, vs. Northwestern State (12/15/11)

**Free Throw Attempts**

Season: 2, vs. Northwestern State (12/15/11)  
Career: 2, vs. Northwestern State (12/15/11)

**Rebounds**

Season: n/a  
Career: n/a

**Offensive Rebounds**

Season: n/a  
Career: n/a

**Defensive Rebounds**

Season: n/a  
Career: n/a

**Assists**

Season: n/a  
Career: n/a

**Turnovers**

Season: n/a  
Career: n/a

**Blocks**

Season: n/a  
Career: n/a

**Steals**

Season: n/a  
Career: n/a

**Minutes**

Season: 6, vs. Northwestern State (12/15/11)  
Career: 6, vs. Northwestern State (12/15/11)

**MISCELLANEOUS STATS**

	11-12	Career
Double-figure Points:	0	0
Double-figure Rebounds:	0	0
20-Plus Points	0	0
30-Plus Points	0	0
Led Team in Scoring:	0	0
Led Team in Rebounding	0	0
Led Team in Assists	0	0
Led Team in Blocks	0	0
Led Team in Steals	0	0
Double-Doubles:	0	0

**2011-12 SEASON GAME-BY-GAME**

Date	Opponent	gs	min	fg-a	3fg-a	ft-a	o-d-t	pf	a	to	blk	stl	pts
Nov. 11	at Ole Miss	Did Not Play											
Nov. 14	Indiana State	Did Not Play											
Nov. 16	at Tennessee	2		0-0	0-0	0-0	0-0-0	0	0	0	0	0	0
Nov. 19	at Southeastern Louisiana	Did Not Play											
Nov. 21	at Mississippi State	1		0-0	0-0	0-0	0-0-0	0	0	0	0	0	0
Nov. 26	Harding	Did Not Play											
Nov. 28	at Nicholls State	Did Not Play											
Dec. 3	Louisiana Tech	Did Not Play											
Dec. 10	at Texas A&M	Did Not Play											
Dec. 12	Nicholls State	Did Not Play											
Dec. 15	Northwestern State	6		1-2	0-0	1-2	0-0-0	0	0	0	0	0	3
Dec. 19	at UNLV	Did Not Play											
Dec. 21	at Indiana State	Did Not Play											
Dec. 29	Western Kentucky	Did Not Play											
Dec. 31	Arkansas State	Did Not Play											
Jan. 5	at Florida Atlantic	Did Not Play											
Jan. 7	at FIU	Did Not Play											
Jan. 12	UALR	Did Not Play											
Jan. 14	North Texas	Did Not Play											
Jan. 19	Denver	Did Not Play											
Jan. 21	at Troy												
Jan. 28	UL-Lafayette												
Feb. 2	at Arkansas State												
Feb. 4	at UALR												
Feb. 11	South Alabama												
Feb. 16	at North Texas												
Feb. 18	at Denver												
Feb. 23	Middle Tennessee												
Feb. 25	at UL-Lafayette												

**SMITH'S CAREER STATISTICS**

YEAR	GP-GS	MIN/AVG	FG-A	PCT	3FG-A	PCT	FT-A	PCT	OFF-DEF-TOT	AVG	PF-FO	AST	TO	BLK	STL	PTS	AVG
2011-12	3-0	9/3.0	1-2	.500	0-0	.000	1-2	.500	0-0-0	0.0	0-0	0	0	0	0	3	1.0
<b>TOTAL</b>	<b>3-0</b>	<b>9/3.0</b>	<b>1-2</b>	<b>.500</b>	<b>0-0</b>	<b>.000</b>	<b>1-2</b>	<b>.500</b>	<b>0-0-0</b>	<b>0.0</b>	<b>0-0</b>	<b>0</b>	<b>0</b>	<b>0</b>	<b>0</b>	<b>3</b>	<b>1.0</b>



24 HUGH MINGO  
Senior • Guard • 6-3 • 175  
West Monroe, La. • South Plains CC

- 2011-12**
- Attempted a season-high 13 shots against Indiana State (Nov. 14).
  - Came off the bench to record 11 points, seven rebounds and four assists at Tennessee (Nov. 16).
  - Scored 13 points on 6-of-9 shooting at Nicholls State (Nov. 28). Also had a career-high three offensive rebounds.
  - Had 21 points, nine rebounds and five assists at Texas A&M (Dec. 10).
  - Notched a season-high 23 points in a career-high 41 minutes against Western Kentucky (Dec. 29).
  - Came up one point shy of a double-double with nine points and a career-high 12 rebounds at FIU (Jan. 7).

- 2010-11**
- Led the team with 30 starts and was the only ULM player to appear in all 31 games.
  - Averaged 9.5 points and 4.7 rebounds per game.
  - Tied for the team lead with 44 steals.
  - Shot 37.6 percent from the field (111-of-295), 29.4 percent from 3-point range (45-of-153) and 66.7 percent from the free-throw line (28-of-42).
  - Led the team in scoring on six occasions.
  - Scored in double figures in 13 consecutive games early in the season.
  - Named Sun Belt Player of the Week (Dec. 13) after scoring a career-high 27 points and swiping a career-high seven steals (third most in school history) against Centenary.
  - Had 18 points on 8-of-13 shooting at Louisiana Tech (Dec. 4).
  - Post first career double-double (11 points and 10 rebounds) at Arkansas State (Jan. 27).
  - Followed up with an 18-point, 10-rebound effort in his next game, against Troy (Jan. 29).

**SEASON/CAREER HIGHS**

**Points**  
Season: 23, vs. Western Kentucky (12/29/11)  
Career: 27, vs. Centenary (12/11/10)

**Field Goals**  
Season: 9 (twice)  
Career: 9 (three times)

**Field Goal Attempts**  
Season: 15 (twice)  
Career: 17, vs. Centenary (12/11/10)

**3-Point Field Goals**  
Season: 2 (four times)  
Career: 4 (twice)

**3-Point Attempts**  
Season: 6, at FIU (1/7/12)  
Career: 10 (twice)

**Free Throws**  
Season: 8, at Florida Atlantic (1/5/12)  
Career: 8, at Florida Atlantic (1/5/12)

**Free Throw Attempts**  
Season: 8, at Florida Atlantic (1/5/12)  
Career: 9, vs. Centenary (12/11/10)

**Rebounds**  
Season: 12, at FIU (1/7/12)  
Career: 12, at FIU (1/7/12)

**Offensive Rebounds**  
Season: 3, at Nicholls State (11/28/11)  
Career: 3, at Nicholls State (11/28/11)

**Defensive Rebounds**  
Season: 11, at FIU (1/7/12)  
Career: 11, at FIU (1/7/12)

**Assists**  
Season: 5, at Texas A&M (12/10/11)  
Career: 5, at Texas A&M (12/10/11)

**Turnovers**  
Season: 4 (four times)  
Career: 5 (twice)

**Blocks**  
Season: 2 (twice)  
Career: 2 (three times)

**Steals**  
Season: 4, at FIU (1/7/12)  
Career: 7, vs. Centenary (12/11/10)

**Minutes**  
Season: 41, vs. Western Kentucky (12/29/11)  
Career: 41, vs. Western Kentucky (12/29/11)

**MISCELLANEOUS STATISTICS**

	11-12	Career
Double-figure Points:	7	22
Double-figure Rebounds:	1	3
20-Plus Points	2	3
30-Plus Points	0	0
Led Team in Scoring:	3	9
Led Team in Rebounding	4	10
Led Team in Assists	4	9
Led Team in Blocks	5	8
Led Team in Steals	3	15
Double-Doubles:	0	2

**2011-12 SEASON GAME-BY-GAME**

Date	Opponent	gs	min	fg-a	3fg-a	ft-a	o-d-t	pf	a	to	blk	stl	pts
Nov. 11	at Ole Miss	*	18	1-5	0-2	0-0	0-0-0	4	0	3	1	1	2
Nov. 14	Indiana State	*	28	3-13	0-3	0-0	0-5-5	2	0	3	1	0	6
Nov. 16	at Tennessee		27	5-12	0-2	1-2	1-6-7	2	4	0	1	0	11
Nov. 19	at Southeastern Louisiana	*	17	1-5	0-2	0-0	0-1-1	2	0	0	0	1	2
Nov. 21	at Mississippi State		16	3-6	1-2	2-3	2-3-5	1	1	0	0	0	9
Nov. 26	Harding	*	10	0-2	0-1	0-0	0-1-1	3	0	0	0	0	0
Nov. 28	at Nicholls State		21	6-9	1-2	0-1	3-1-4	2	1	1	0	0	13
Dec. 3	Louisiana Tech		13	0-3	0-0	2-2	1-5-6	1	2	1	0	0	2
Dec. 10	at Texas A&M	*	35	9-12	2-2	1-1	2-7-9	2	5	2	0	1	21
Dec. 12	Nicholls State	*	26	4-10	2-3	1-3	1-6-7	3	0	2	0	0	11
Dec. 15	Northwestern State	*	12	0-2	0-1	2-2	1-1-2	0	0	1	1	0	2
Dec. 19	at UNLV		22	6-9	2-5	1-4	0-3-3	5	0	1	0	0	15
Dec. 21	at Indiana State		29	3-13	0-4	0-2	2-0-2	3	3	3	1	0	6
Dec. 29	Western Kentucky	*	41	9-15	2-5	3-5	1-3-4	4	2	2	0	2	23
Dec. 31	Arkansas State	*	38	4-13	0-3	2-3	0-4-4	2	2	4	0	1	10
Jan. 5	at Florida Atlantic	*	28	2-9	0-2	8-8	2-1-3	1	1	2	0	0	12
Jan. 7	at FIU	*	36	3-15	1-6	2-4	1-11-12	3	2	4	2	4	9
Jan. 12	UALR	*	32	2-9	1-4	0-0	1-3-4	4	3	4	2	0	5
Jan. 14	North Texas	*	15	1-3	1-2	0-0	0-3-3	3	0	4	1	0	3
Jan. 19	Denver	*	22	0-9	0-1	0-0	1-2-3	3	1	3	0	1	0
Jan. 21	at Troy												
Jan. 28	UL-Lafayette												
Feb. 2	at Arkansas State												
Feb. 4	at UALR												
Feb. 11	South Alabama												
Feb. 16	at North Texas												
Feb. 18	at Denver												
Feb. 23	Middle Tennessee												
Feb. 25	at UL-Lafayette												

**MINGO'S CAREER STATISTICS**

YEAR	GP-GS	MIN/AVG	FG-A	PCT	3FG-A	PCT	FT-A	PCT	OFF-DEF-TOT	AVG	PF-FO	AST	TO	BLK	STL	PTS	AVG
2010-11	31-30	1038/33.5	111-295	.376	45-153	.294	28-42	.667	21-126-147	4.7	83-2	40	60	4	44	295	9.5
2011-12	20-14	486/24.3	62-174	.356	13-52	.250	25-40	.625	19-66-85	4.3	50-1	27	40	10	11	162	8.1
TOTAL	51-44	1524/29.9	173-469	.369	58-205	.283	53-82	.646	40-192-232	4.5	133-3	67	100	14	55	457	9.0



## 33 D'ANDRE MARTIN

Freshman • Guard • 6-2 • 195  
Monroe, La. • Richwood HS

**2011-12**

- Joined the team as a walk-on.
- Nephew of former ULM basketball player Terry Martin.
- Made his ULM debut at Tennessee (Nov. 16).
- Recorded a steal against Harding (Nov. 26).
- Played a season-high seven minutes against Northwestern State (Dec. 15).

**2010-11**

- District 2-3A Most Valuable Player for Richwood High School.
- Louisiana Writers Association First-Team All-State selection.
- Selected to All-Northeast Louisiana Team.
- Averaged 22 points, 12 rebounds, four assists and three steals per game.
- Helped Richwood to the Louisiana Class 3A semifinals.

**SEASON/CAREER HIGHS****Points**

Season: n/a  
Career: n/a

**Field Goals**

Season: n/a  
Career: n/a

**Field Goal Attempts**

Season: 1 (twice)  
Career: 1 (twice)

**3-Point Field Goals**

Season: n/a  
Career: n/a

**3-Point Attempts**

Season: n/a  
Career: n/a

**Free Throws**

Season: n/a  
Career: n/a

**Free Throw Attempts**

Season: n/a  
Career: n/a

**Rebounds**

Season: n/a  
Career: n/a

**Offensive Rebounds**

Season: n/a  
Career: n/a

**Defensive Rebounds**

Season: n/a  
Career: n/a

**Assists**

Season: n/a  
Career: n/a

**Turnovers**

Season: 2, at Tennessee (11/16/11)  
Career: 2, at Tennessee (11/16/11)

**Blocks**

Season: n/a  
Career: n/a

**Steals**

Season: 1, vs. Harding (11/26/11)  
Career: 1, vs. Harding (11/26/11)

**Minutes**

Season: 3, vs. Harding (11/26/11)  
Career: 3, vs. Harding (11/26/11)

**MISCELLANEOUS STATS**

	11-12	Career
Double-figure Points:	0	0
Double-figure Rebounds:	0	0
20-Plus Points	0	0
30-Plus Points	0	0
Led Team in Scoring:	0	0
Led Team in Rebounding	0	0
Led Team in Assists	0	0
Led Team in Blocks	0	0
Led Team in Steals	0	0
Double-Doubles:	0	0

**2011-12 SEASON GAME-BY-GAME**

Date	Opponent	gs	min	fg-a	3fg-a	ft-a	o-d-t	pf	a	to	blk	stl	pts
Nov. 11	at Ole Miss	Did Not Play											
Nov. 14	Indiana State	Did Not Play											
Nov. 16	at Tennessee		2	0-0	0-0	0-0	0-0-0	0	0	2	0	0	0
Nov. 19	at Southeastern Louisiana	Did Not Play											
Nov. 21	at Mississippi State		1	0-1	0-0	0-0	0-0-0	0	0	0	0	0	0
Nov. 26	Harding		3	0-1	0-0	0-0	0-0-0	1	0	1	0	1	0
Nov. 28	at Nicholls State	Did Not Play											
Dec. 3	Louisiana Tech	Did Not Play											
Dec. 10	at Texas A&M	Did Not Play											
Dec. 12	Nicholls State	Did Not Play											
Dec. 15	Northwestern State		7	0-2	0-0	0-1	0-0-0	0	0	0	0	0	0
Dec. 19	at UNLV	Did Not Play											
Dec. 21	at Indiana State	Did Not Play											
Dec. 29	Western Kentucky	Did Not Play											
Dec. 31	Arkansas State	Did Not Play											
Jan. 5	at Florida Atlantic	Did Not Play											
Jan. 7	at FIU	Did Not Play											
Jan. 12	UALR	Did Not Play											
Jan. 14	North Texas	Did Not Play											
Jan. 19	Denver	Did Not Play											
Jan. 21	at Troy												
Jan. 28	UL-Lafayette												
Feb. 2	at Arkansas State												
Feb. 4	at UALR												
Feb. 11	South Alabama												
Feb. 16	at North Texas												
Feb. 18	at Denver												
Feb. 23	Middle Tennessee												
Feb. 25	at UL-Lafayette												

**MARTIN'S CAREER STATISTICS**

YEAR	GP-GS	MIN/AVG	FG-A	PCT	3FG-A	PCT	FT-A	PCT	OFF-DEF-TOT	AVG	PF-FO	AST	TO	BLK	STL	PTS	AVG
2011-12	4-0	13/3.3	0-4	.000	0-0	.000	0-1	.000	0-0-0	0.0	1-0	0	3	0	1	0	0.0
<b>TOTAL</b>	<b>4-0</b>	<b>13/3.3</b>	<b>0-4</b>	<b>.000</b>	<b>0-0</b>	<b>.000</b>	<b>0-1</b>	<b>.000</b>	<b>0-0-0</b>	<b>0.0</b>	<b>1-0</b>	<b>0</b>	<b>3</b>	<b>0</b>	<b>1</b>	<b>0</b>	<b>0.0</b>



## 35 TREY LINDSEY

Freshman • Forward • 6-6 • 205  
Austin, Texas • Bowie HS

**2011-12**

- Made his collegiate debut against Ole Miss (Nov. 11), scoring three points and pulling down four rebounds. Also Played in a team-high 30 minute.
- Made his first start against Indiana State (Nov. 14). Pulled down six rebounds in just 18 minutes of action.
- Had career highs in points (6) and 3-pointers (2) at Texas A&M (Dec. 10).
- Led the team with four assists against Nicholls State (Dec. 12).

**HIGH SCHOOL**

- Averaged 14 points, five rebounds and four assists as a senior for Bowie High School.
- Two-time second-team all-district selection.
- Helped Bowie to district championships in 2008 and 2010.

**SEASON/CAREER HIGHS****Points**

Season: 7, vs. North Texas (1/14/12)  
Career: 7, vs. North Texas (1/14/12)

**Field Goals**

Season: 2 (four times)  
Career: 2 (four times)

**Field Goal Attempts**

Season: 6, vs. North Texas (1/14/12)  
Career: 6, vs. North Texas (1/14/12)

**3-Point Field Goals**

Season: 2, at Texas A&M (12/10/11)  
Career: 2, at Texas A&M (12/10/11)

**3-Point Attempts**

Season: 4, at Texas A&M (12/10/11)  
Career: 4, at Texas A&M (12/10/11)

**Free Throws**

Season: 3 (twice)  
Career: 3 (twice)

**Free Throw Attempts**

Season: 4, vs. North Texas (1/14/12)  
Career: 4, vs. North Texas (1/14/12)

**Rebounds**

Season: 6, vs. Indiana State (11/14/11)  
Career: 6, vs. Indiana State (11/14/11)

**Offensive Rebounds**

Season: 1 (four times)  
Career: 1 (four times)

**Defensive Rebounds**

Season: 5, vs. Indiana State (11/14/11)  
Career: 5, vs. Indiana State (11/14/11)

**Assists**

Season: 4, vs. Nicholls State (12/12/11)  
Career: 4, vs. Nicholls State (12/12/11)

**Turnovers**

Season: 2 (three times)  
Career: 2 (three times)

**Blocks**

Season: n/a  
Career: n/a

**Steals**

Season: 2, vs. Northwestern State (12/15/11)  
Career: 2, vs. Northwestern State (12/15/11)

**Minutes**

Season: 30, at Ole Miss (11/11/11)  
Career: 30, at Ole Miss (11/11/11)

**MISCELLANEOUS STATS**

	11-12	Career
Double-figure Points:	0	0
Double-figure Rebounds:	0	0
20-Plus Points	0	0
30-Plus Points	0	0
Led Team in Scoring:	0	0
Led Team in Rebounding	0	0
Led Team in Assists	3	3
Led Team in Blocks	0	0
Led Team in Steals	3	3
Double-Doubles:	0	0

**2011-12 SEASON GAME-BY-GAME**

Date	Opponent	gs	min	fg-a	3fg-a	ft-a	o-d-t	pf	a	to	blk	stl	pts
Nov. 11	at Ole Miss		30	1-4	0-3	1-2	0-4-4	3	0	1	0	1	3
Nov. 14	Indiana State	*	18	1-1	1-1	0-0	1-5-6	5	2	0	0	0	3
Nov. 16	at Tennessee	*	20	1-3	0-1	2-2	0-4-4	5	0	1	0	1	4
Nov. 19	at Southeastern Louisiana		21	0-3	0-1	2-2	1-3-4	1	0	0	0	0	2
Nov. 21	at Mississippi State		16	1-1	0-0	0-0	0-1-1	2	2	0	0	1	2
Nov. 26	Harding		15	1-1	1-1	0-0	0-2-2	4	1	2	0	1	3
Nov. 28	at Nicholls State	*	20	1-2	0-1	0-0	1-2-3	3	3	1	0	0	2
Dec. 3	Louisiana Tech	*	21	2-3	0-0	0-0	0-0-0	1	0	2	0	0	4
Dec. 10	at Texas A&M		21	2-4	2-4	0-0	0-0-0	4	0	0	0	0	6
Dec. 12	Nicholls State		21	2-5	0-1	1-2	2-0-2	5	4	2	0	1	5
Dec. 15	Northwestern State		13	1-2	0-1	3-3	0-2-2	5	1	1	0	2	5
Dec. 19	at UNLV	*	28	1-5	1-1	0-0	2-1-3	4	3	0	0	0	3
Dec. 21	at Indiana State	*	23	0-2	0-1	0-0	0-1-1	4	0	1	0	0	0
Dec. 29	Western Kentucky		10	1-3	0-0	0-0	0-1-1	1	1	1	0	0	2
Dec. 31	Arkansas State		7	0-0	0-0	0-0	0-0-0	2	0	0	0	0	0
Jan. 5	at Florida Atlantic		11	0-2	0-0	0-0	0-0-0	3	0	1	0	0	0
Jan. 7	at FIU		3	0-0	0-0	0-0	0-0-0	0	0	0	0	0	0
Jan. 12	UALR	Did Not Play											
Jan. 14	North Texas		20	2-6	0-2	3-4	1-1-2	1	2	1	0	0	7
Jan. 19	Denver		16	1-2	1-2	0-0	0-3-3	2	2	1	0	0	3
Jan. 21	at Troy												
Jan. 28	UL-Lafayette												
Feb. 2	at Arkansas State												
Feb. 4	at UALR												
Feb. 11	South Alabama												
Feb. 16	at North Texas												
Feb. 18	at Denver												
Feb. 23	Middle Tennessee												
Feb. 25	at UL-Lafayette												

**LINDSEY'S CAREER STATISTICS**

YEAR	GP-GS	MIN/AVG	FG-A	PCT	3FG-A	PCT	FT-A	PCT	OFF-DEF-TOT	AVG	PF-FO	AST	TO	BLK	STL	PTS	AVG
2011-12	19-6	334/17.6	18-49	.367	6-20	.300	12-15	.800	8-30-38	2.0	55-4	21	15	0	7	54	2.8
<b>TOTAL</b>	<b>19-6</b>	<b>334/17.6</b>	<b>18-49</b>	<b>.367</b>	<b>6-20</b>	<b>.300</b>	<b>12-15</b>	<b>.800</b>	<b>8-30-38</b>	<b>2.0</b>	<b>55-4</b>	<b>21</b>	<b>15</b>	<b>0</b>	<b>7</b>	<b>54</b>	<b>2.8</b>



## 41 FABIO RIBEIRO

Senior • Center • 6-10 • 250  
Caetonopolis, Brazil • New Mexico JC

### 2011-12

- Had eight points and seven rebounds against Tennessee (Nov. 16).
- Recorded a season-best 10 points and seven rebounds at Nicholls State (Nov. 28).
- Had a season-high eight rebounds in just 16 minutes against Louisiana Tech (Dec. 3).
- Pulled down a career-best five offensive rebounds at Texas A&M (Dec. 10).

### 2010-11

- Appeared in 29 games, making 12 starts.
- Averaged 3.3 points and 2.5 rebounds per game.
- Shot 46.4 percent from the field (39-of-84) and 48.6 percent from the free-throw line (17-of-35).
- Had a career-best 15 points on 6-of-9 shooting at UTEP (Dec. 15).
- Grabbed a career-high 10 rebounds in the season opener at Texas Tech (Nov. 12).
- Played a career-high 34 minutes against Illinois State (Nov. 27), recording a career-best two blocks.

### SEASON/CAREER HIGHS

#### Points

Season: 8, at Tennessee (11/16/11)  
Career: 15, at UTEP (12/15/10)

#### Field Goals

Season: 4, at Tennessee (11/16/11)  
Career: 6, at UTEP (12/15/10)

#### Field Goal Attempts

Season: 11, at Tennessee (11/16/11)  
Career: 11, at Tennessee (11/16/11)

#### 3-Point Field Goals

Season: n/a  
Career: 1, at North Texas (2/19/11)

#### 3-Point Attempts

Season: n/a  
Career: 2, at North Texas (2/19/11)

#### Free Throws

Season: 4, at Nicholls State (11/28/11)  
Career: 4, at Nicholls State (11/28/11)

#### Free Throw Attempts

Season: 7, at Nicholls State (11/28/11)  
Career: 7, at Nicholls State (11/28/11)

#### Rebounds

Season: 8, vs. Louisiana Tech (12/3/11)  
Career: 10, at Texas Tech (11/12/10)

#### Offensive Rebounds

Season: 5, at Texas A&M (12/10/11)  
Career: 5, at Texas A&M (12/10/11)

#### Defensive Rebounds

Season: 7, at Tennessee (11/16/11)  
Career: 8, at Texas Tech (11/12/10)

#### Assists

Season: 1 (four times)  
Career: 2 (twice)

#### Turnovers

Season: 5, at Ole Miss (11/11/11)  
Career: 5, at Ole Miss (11/11/11)

#### Blocks

Season: 1 (three times)  
Career: 2, at Illinois State (11/27/10)

#### Steals

Season: 1 (five times)  
Career: 2, vs. UALR (2/12/11)

#### Minutes

Season: 33, at Tennessee (11/16/11)  
Career: 34, at Illinois State (11/27/10)

### MISCELLANEOUS STATS

	11-12	Career
Double-figure Points:	1	2
Double-figure Rebounds:	0	1
20-Plus Points	0	0
30-Plus Points	0	0
Led Team in Scoring:	0	1
Led Team in Rebounding	5	7
Led Team in Assists	0	1
Led Team in Blocks	1	4
Led Team in Steals	2	3
Double-Doubles:	0	0

### 2011-12 SEASON GAME-BY-GAME

Date	Opponent	gs	min	fg-a	3fg-a	ft-a	o-d-t	pf	a	to	blk	stl	pts
Nov. 11	at Ole Miss	*	29	2-7	0-0	1-2	0-6-6	4	1	5	0	0	5
Nov. 14	Indiana State	*	21	3-10	0-0	0-0	2-2-4	2	1	3	0	0	6
Nov. 16	at Tennessee	*	33	4-11	0-0	0-0	0-7-7	3	0	0	1	1	8
Nov. 19	at Southeastern Louisiana		20	1-1	0-0	0-0	0-3-3	1	0	1	0	1	2
Nov. 21	at Mississippi State	*	24	1-1	0-0	0-0	1-4-5	2	0	3	1	0	2
Nov. 26	Harding	*	14	2-6	0-0	0-0	1-3-4	2	0	1	0	0	4
Nov. 28	at Nicholls State		25	3-5	0-0	4-7	2-5-7	3	1	1	0	1	10
Dec. 3	Louisiana Tech	*	16	1-2	0-0	0-0	2-6-8	1	0	0	0	0	2
Dec. 10	at Texas A&M		20	2-6	0-0	2-2	5-2-7	1	1	2	1	0	6
Dec. 12	Nicholls State		11	1-4	0-0	0-0	2-0-2	0	0	0	0	0	2
Dec. 15	Northwestern State	*	6	0-0	0-0	0-0	0-1-1	1	0	2	0	0	0
Dec. 19	at UNLV		0+	0-0	0-0	0-0	0-0-0	0	0	1	0	0	0
Dec. 21	at Indiana State		6	0-1	0-0	0-0	0-0-0	1	0	1	0	1	0
Dec. 29	Western Kentucky		8	1-1	0-0	0-1	0-2-2	0	0	1	0	0	2
Dec. 31	Arkansas State		11	0-3	0-0	0-0	0-1-1	1	0	0	1	0	0
Jan. 5	at Florida Atlantic		12	0-1	0-0	0-2	2-1-3	1	0	0	0	1	0
Jan. 7	at FIU	Did Not Play											
Jan. 12	UALR	Did Not Play											
Jan. 14	North Texas		20	1-3	0-0	0-2	1-4-5	2	1	0	0	1	2
Jan. 19	Denver		3	1-1	0-0	0-0	0-0-0	0	0	0	0	0	2
Jan. 21	at Troy												
Jan. 28	UL-Lafayette												
Feb. 2	at Arkansas State												
Feb. 4	at UALR												
Feb. 11	South Alabama												
Feb. 16	at North Texas												
Feb. 18	at Denver												
Feb. 23	Middle Tennessee												
Feb. 25	at UL-Lafayette												

### RIBEIRO'S CAREER STATISTICS

YEAR	GP-GS	MIN/AVG	FG-A	PCT	3FG-A	PCT	FT-A	PCT	OFF-DEF-TOT	AVG	PF-FO	AST	TO	BLK	STL	PTS	AVG
2009-10	6-1	50/8.3	3-7	.429	0-0	.000	0-0	.000	4-5-9	1.5	9-0	0	2	1	0	6	1.0
2010-11	29-12	517/17.8	39-84	.464	1-2	.500	17-35	.486	29-44-73	2.5	67-2	7	33	6	7	96	3.3
2011-12	18-7	279/15.5	23-63	.365	0-0	.000	7-16	.438	18-47-65	3.6	25-0	5	21	4	6	53	2.9
TOTAL	53-20	846/16.0	65-154	.422	1-2	.500	24-51	.471	51-96-147	2.8	101-2	12	56	11	13	155	2.9





**55 FRED BROWN**  
Senior • Guard • 6-2 • 190  
West Palm Beach, Fla. • Kansas State

**2011-12**

- Preseason Third-Team All-Sun Belt selection.
- Had no turnovers for just the second time in his ULM career against Indiana State (Nov. 14).
- Recorded a game-high 18 points, including four 3-pointers at Tennessee (Nov. 16).
- Dished out a season-best six assists at Southeastern Louisiana (Nov. 19).
- Scored a season-high 21 points on 7-of-12 shooting at Mississippi State (Nov. 21).
- Tied his season high with six assists and tied his career high with four steals at UNLV (Dec. 19).
- Scored 13 points in a career-high 44 minutes against Western Kentucky (Dec. 29).
- Recorded his second 20-point game of the season with 20 points against Arkansas State (Dec. 31).

**2010-11**

- Third-Team All-Louisiana selection.
- Made starts in 28 of the 29 games he played.
- Averaged a team-high 13.8 points per game.
- Finished the season ranked fifth in the Sun Belt Conference in 3-point makes per game (2.1) and 10th in the conference in scoring.
- Shot 38.6 percent from the field (149-of-386), 37.5 percent from 3-point range (60-of-160) and 77.4 percent from the free-throw line (41-of-53).
- Scored 20 points or more five times and led the team in scoring 10 times.
- Knocked in four or more 3-pointers in seven different games.
- Upped his scoring average to 14.7 points per game in conference play.
- Had a season-high 25 points, including seven 3-pointers in the season opener at Texas Tech (Nov. 12).
- Also had 25 points in a 67-65 victory at South Alabama (Jan. 15).

**SEASON/CAREER HIGHS****Points**

Season: 21, at Mississippi State (11/21/11)  
Career: 26, vs. Chicago State (1/5/09)

**Field Goals**

Season: 8 (twice)  
Career: 9 (three times)

**Field Goal Attempts**

Season: 18, at Southeastern La. (11/19/11)  
Career: 28, at Louisiana Tech (12/4/10)

**3-Point Field Goals**

Season: 4 (twice)  
Career: 7, at Texas Tech (11/12/10)

**3-Point Attempts**

Season: 8, at Tennessee (11/16/11)  
Career: 13, at Louisiana Tech (12/4/10)

**Free Throws**

Season: 6, at UNLV (12/19/11)  
Career: 6 (four times)

**Free Throw Attempts**

Season: 7, vs. Indiana State (11/14/11)  
Career: 8, vs. Chicago State (1/5/09)

**Rebounds**

Season: 7 (twice)  
Career: 7 (three times)

**Offensive Rebounds**

Season: 2 (five times)  
Career: 4 (four times)

**Defensive Rebounds**

Season: 7, vs. Indiana State (11/14/11)  
Career: 7, vs. Indiana State (11/14/11)

**Assists**

Season: 6 (twice)  
Career: 7, at Louisiana Tech (12/4/10)

**Turnovers**

Season: 5 (three times)  
Career: 7 (twice)

**Blocks**

Season: 1, vs. Western Kentucky (12/29/11)  
Career: 1 (nine times)

**Steals**

Season: 4, at UNLV (12/19/11)  
Career: 4 (three times)

**Minutes**

Season: 44, vs. Western Kentucky (12/29/11)  
Career: 44, vs. Western Kentucky (12/29/11)

**MISCELLANEOUS STATS**

	11-12	Career
Double-figure Points:	13	48
Double-figure Rebounds:	0	0
20-Plus Points	2	10
30-Plus Points	0	0
Led Team in Scoring:	9	19
Led Team in Rebounding	3	3
Led Team in Assists	7	20
Led Team in Blocks	1	4
Led Team in Steals	9	21
Double-Doubles:	0	0

**2011-12 SEASON GAME-BY-GAME**

Date	Opponent	gs	min	fg-a	3fg-a	ft-a	o-d-t	pf	a	to	blk	stl	pts
Nov. 11	at Ole Miss	*	25	2-12	1-3	2-4	1-0-1	1	1	1	0	1	7
Nov. 14	Indiana State	*	30	4-13	2-4	5-7	0-7-7	3	5	0	0	0	15
Nov. 16	at Tennessee	*	28	6-14	4-8	2-2	0-1-1	4	2	2	0	2	18
Nov. 19	at Southeastern Louisiana	*	40	8-18	0-4	0-0	1-2-3	0	6	3	0	3	16
Nov. 21	at Mississippi State	*	34	7-12	3-5	4-4	1-1-2	0	2	3	0	2	21
Nov. 26	Harding	*	27	7-14	3-6	0-0	0-1-1	0	1	1	0	1	17
Nov. 28	at Nicholls State		29	5-10	3-5	2-2	2-1-3	2	3	2	0	1	15
Dec. 3	Louisiana Tech		26	4-10	4-6	5-6	2-3-5	5	2	5	0	1	17
Dec. 10	at Texas A&M	*	33	3-13	1-9	0-0	0-0-0	1	1	5	0	1	7
Dec. 12	Nicholls State	*	9	2-6	1-3	0-0	2-1-3	0	0	2	0	0	5
Dec. 15	Northwestern State	*	29	5-10	0-2	4-4	0-0-0	4	4	3	0	1	14
Dec. 19	at UNLV	*	30	3-10	0-2	6-6	0-3-3	1	6	5	0	4	12
Dec. 21	at Indiana State		27	2-7	1-5	0-0	0-2-2	1	0	1	0	1	5
Dec. 29	Western Kentucky	*	44	5-15	1-6	2-2	2-2-4	5	5	3	1	2	13
Dec. 31	Arkansas State	*	36	8-16	3-7	1-1	0-1-1	0	2	2	0	2	20
Jan. 5	at Florida Atlantic	*	27	2-11	0-3	2-2	1-5-6	3	1	1	0	0	6
Jan. 7	at FIU	*	39	4-12	3-6	5-6	1-2-3	1	2	3	0	0	16
Jan. 12	UALR	*	36	4-14	2-4	1-1	2-5-7	3	2	4	0	2	11
Jan. 14	North Texas	*	22	1-7	0-4	2-2	1-3-4	0	1	4	0	2	4
Jan. 19	Denver	*	12	1-5	0-1	0-2	1-0-1	1	2	2	0	0	2
Jan. 21	at Troy												
Jan. 28	UL-Lafayette												
Feb. 2	at Arkansas State												
Feb. 4	at UALR												
Feb. 11	South Alabama												
Feb. 16	at North Texas												
Feb. 18	at Denver												
Feb. 23	Middle Tennessee												
Feb. 25	at UL-Lafayette												

**BROWN'S CAREER STATISTICS**

YEAR	GP-GS	MIN/AVG	FG-A	PCT	3FG-A	PCT	FT-A	PCT	OFF-DEF-TOT	AVG	PF-FO	AST	TO	BLK	STL	PTS	AVG
2007-08	27-0	248/9.2	39-98	.398	20-53	.377	8-16	.500	12-22-34	1.3	20-0	18	13	3	12	106	3.9
2008-09	34-2	695/20.4	99-235	.421	54-130	.415	22-37	.595	17-38-55	1.6	53-1	45	44	2	23	274	8.1
2010-11	29-28	946/32.6	149-386	.386	60-160	.375	41-53	.774	16-46-62	2.1	63-4	77	95	3	40	399	13.8
2011-12	20-17	583/29.2	83-229	.362	32-93	.344	43-51	.843	17-40-57	2.9	35-2	48	52	1	26	241	12.1
<b>TOTAL</b>	<b>110-47</b>	<b>2472/22.5</b>	<b>370-948</b>	<b>.390</b>	<b>166-436</b>	<b>.381</b>	<b>114-157</b>	<b>.726</b>	<b>62-146-208</b>	<b>1.9</b>	<b>171-7</b>	<b>188</b>	<b>204</b>	<b>9</b>	<b>101</b>	<b>1020</b>	<b>9.3</b>



Game 1 - Nov. 11 - Tad Smith Coliseum - Oxford, Miss.		
	ULM	38
	OLE MISS	60

Anthony Brancato led Lubbock Christian with 19 points and eight rebounds, while Rashad Sample chipped in 18, all of which came in the second half.

No.	Philander Smith	FG	3FG	FT	R	F	TP	A	TO	B	S	MIN
04	Bell, B.	1-7	1-6	7-7	2	4	10	2	3	0	1	25
54	Egbe, J.	0-1	0-0	0-0	3	5	0	0	0	1	5	17
02	Sims, M.	0-2	0-2	0-0	2	3	0	0	0	0	0	29
	Lipscomb, D.	6-13	3-6	8-12	1	1	23	4	4	0	4	39
10	Brown, K.	8-18	2-6	5-6	4	5	23	4	7	0	0	34
03	Howell, A.	2-4	1-1	1-2	1	1	0	0	1	0	0	16
20	King, A.	0-0	0-0	0-0	1	1	0	0	1	0	0	3
30	Dotson, M.	1-1	0-0	1-2	2	0	3	0	1	0	0	9
44	Dumas, J.	0-1	0-0	2-3	3	1	2	0	0	0	1	17
50	Riddles, G.	1-1	0-0	0-0	1	2	2	0	2	0	0	11
TEAM					0							
TOTALS		19-48	7-21	24-32	20	22	69	11	19	1	72	200
		(.396)	(.333)	(.750)								

[illegible]

UCLM .....	40-50	82
------------	-------	----


[illegible]

No.	Ole Miss	FG	3FG	FT	R	F	TP	A	TO	B	S	MIN
01	Henry, T.	3-10	0-3	9-13	4	2	15	3	4	0	0	26
23	Buckner, R.	2-3	0-0	2-2	10	2	6	1	4	2	1	20
31	Holloway, M.	2-4	0-0	2-5	17	0	6	0	1	2	1	32
05	Nelson, D.	4-11	2-8	2-2	4	1	12	0	1	1	2	21
20	Williams, N.	5-11	2-6	1-1	3	1	13	1	2	0	1	31
04	Cox, D.	1-2	0-0	0-2	4	0	2	0	0	0	2	17
12	Aniefok, M.	0-6	0-5	1-2	2	1	1	0	1	0	0	15
32	Summers, J.	2-9	1-4	0-0	2	4	5	3	2	1	1	27
34	Jones, A.	0-1	0-0	0-0	2	2	0	0	0	2	0	11
TEAM		3										
TOTALS		19-57	5-26	17-27	48	16	60	8	15	8	8	200

**Technical Fouls:** None  
**Officials:** Gary Maxwell, Steven Anderson, Tony Henderson  
**Attendance:** 5,729  
**Score by Half**

ULM .....	11-27	38
Ole Miss .....	33-27	60



Game 2 • Nov. 14 • Fant-Ewing Coliseum • Monroe, La.			
	INDIANA STATE	71	
	ULM	59	

MONROE, La. - Indiana State closed the game on a 13-5 run to defeat ULM 71-59 Monday night inside Fant-Ewing Coliseum. The game was the first of two this season between the two teams as ULM will make a return trip to Terre Haute, Ind. in December.

The defending Missouri Valley Tournament champions shot 45.0 percent from the field and knocked in eight 3-pointers to move to 2-0 on the season. ULM (0-2) countered by shooting 36.8 percent and going 9-of-19 from 3-point range to show dramatic improvement from Friday's season opener at Ole Miss.

Senior guard Fred Brown had season-highs of 15 points, seven rebounds and five assists to lead ULM, while sophomore guard Charles Winborne chipped in 12 points - all on 3-pointers -- for his first double-digit scoring output with the Warhawks.

The Warhawks were within one at 52-51 with 10:09 to play, but that is as close as they would get. Leading 58-54, Indiana State's Jordan Printy drained a 3-pointer from the right corner to kick-start the 13-5 run with 7:12 left in the game. ISU's Dwayne Lathan, a Chatham, La. product, knocked home a pair of free throws to give the Sycamores their biggest lead of the night (71-57) with 1:28 remaining.

Winborne hit 3-pointers on back-to-back possessions, and senior guard Hugh Mingo added a layup as ULM cut the Indiana State lead to 50-48 with 11:14 remaining. ULM got to within one (52-51) on Winborne's fourth 3-pointer of the night. The Warhawks hit seven of their nine 3-pointers in the second half.

Indiana State hit seven of its first 13 shots, including three 3-pointers, to build an early 17-8 lead. Another 3 by Lucas Eitel gave the Sycamores a 20-10 advantage - its largest lead of the half - with 11:34 before the break. The Sycamores had a 34-26 lead at the break.

Carl Richard led Indiana State with 15 points and 10 rebounds, followed by Jake Odum and Printy with 13 points each. Lathan finished the night with nine points, five rebounds and two assists in his return to Louisiana.

No.	Indiana State	FG	3FG	FT	R	F	TP	A	TO	B	S	MIN
34	Walker, M.	3-7	0-0	0-1	3	0	6	1	1	2	0	28
13	Odum, J.	5-9	0-0	3-4	5	3	13	6	1	1	2	35
15	Richard, C.	6-15	1-3	2-2	10	1	15	0	0	1	3	26
24	Printy, J.	5-11	3-9	0-0	4	1	13	2	0	0	0	32
25	McWhorter, S.	3-5	1-1	2-2	2	3	9	2	0	1	0	30
02	Eitel, L.	2-3	2-2	0-0	3	0	6	1	1	0	0	14
05	Gant, J.	0-1	0-0	0-0	2	1	0	0	1	2	0	9
20	Lathan, D.	3-9	1-5	2-2	5	2	9	2	1	1	1	26
TEAM					2							
TOTALS		27-60	8-20	9-11	36	11	71	14	5	8	6	200
		(.450)	(.400)	(.818)								

No.	ULM	FG	3FG	FT	R	F	TP	A	TO	B	S	MIN
35	Lindsey, T.	1-1	1-1	0-0	6	5	3	2	0	0	0	18
41	Ribeiro, F.	3-10	0-0	0-0	4	2	6	1	3	0	0	21
10	Mackey, T.	2-4	2-4	2-2	2	0	8	0	3	0	0	26
24	Mingo, H.	3-13	0-3	0-0	5	2	6	0	3	1	0	28
55	Brown, F.	4-13	2-4	5-7	7	3	15	5	0	0	0	30
03	Hansberry, M.	2-4	0-2	1-1	0	0	5	0	1	0	0	10
04	McCray, R.	2-4	0-0	0-0	3	0	4	0	0	0	0	18
05	Bibi Ndongo, C.	0-1	0-0	0-0	2	0	0	1	0	2	1	23
11	Winborne, C.	4-7	4-5	0-0	0	1	12	1	1	0	0	26
TEAM					4							
TOTALS		21-57	9-19	8-10	33	13	59	10	11	3	1	200
		(.368)	(.474)	(.800)								

Technical Fouls: None

Officials: Gary Maxwell, Steven Anderson, Tony Henderson

Attendance: 1,236

Score by Half

Indiana State.....	34-37	71
ULM .....	26-33	59

Game 3 • Nov. 16 • Thompson-Boling Arena • Knoxville, Tenn.			
	ULM	62	
	TENNESSEE	85	

KNOXVILLE, Tenn. - Fred Brown scored a game-high 18 points and the Warhawks led by as many as four in the second half, but it was not enough as Tennessee pulled away for an 85-62 victory Wednesday evening inside Thompson-Boling Arena.

The Volunteers shot 57.1 percent from the field in the second half and outscored the Warhawks by 25 points over the final 13 minutes. Tennessee (2-0) finished with a 34-10 advantage in the paint.

ULM (0-3) had its best shooting effort of the season, finishing at 42.9 percent from the field. The 62 points scored were also a season high. Senior guard Hugh Mingo was the only other ULM player to score in double figures, finishing with 11 points, seven rebounds and four assists. Senior center Fabio Ribeiro scored eight points and had seven rebounds.

ULM led by as many as four points (39-35) early in the second half following 3s from Trent Mackey and Charles Winborne. A jumper from Ribeiro gave ULM its final lead at 48-46 with 13:45 remaining.

Tennessee exploded for a 29-9 run midway through the second half to take a 75-57 advantage with 4:44 remaining in the game. The Vols hit four 3-pointers during that stretch and wore down an undersized ULM team in the paint.

Trae Golden, the reigning SEC Player of the Week, led five Tennessee players in double figures with 17 points and 11 assists. Skylar McBees had 15 points, Cameron Tatum chipped in 13 points and Jeronne Maymon and Josh Richardson each had 11 points.

The Vols scored nine straight points - five from Golden - to take a 55-48 advantage. Richardson added a dunk and a 3-pointer to extend the Tennessee to 62-51 with 9:30 left in the game. Tatum added 3-pointers on back-to-back possessions to build the Vols lead to 75-57.

Tennessee finished with a 46-27 rebounding edge and took advantage of it by outscoring ULM 15-4 on second-chance points.

ULM held Tennessee to 31.3 percent shooting in the first half as the two teams were tied 33-all at halftime. Brown scored 10 points in the half, including a pair of 3-pointers to lead the way for the Warhawks, who shot 46.9 percent.

After falling behind 9-0 to start the game, the Warhawks rallied back with a 16-6 run - capped by a 3-pointer from Brown - to take its first lead of the game with 10:25 remaining before intermission. Neither team led by more than four points the rest of the half.

Mingo hit back-to-back shots to give ULM its largest lead of the half at 33-31 with 1:07 left.

No.	ULM	FG	3FG	FT	R	F	TP	A	TO	B	S	MIN
35	Lindsey, T.	1-3	0-1	2-2	4	5	4	0	1	0	1	20
41	Ribeiro, F.	4-11	0-0	0-0	7	3	8	0	0	1	1	33
10	Mackey, T.	2-2	2-2	0-0	1	2	6	1	1	0	1	23
11	Winborne, C.	2-6	2-5	0-0	2	1	6	5	1	0	0	23
55	Brown, F.	6-14	4-8	2-2	1	4	18	2	2	0	2	28
03	Hansberry, M.	2-5	0-1	0-0	2	1	4	2	0	0	0	19
04	McCray, R.	2-3	0-0	1-2	0	1	5	1	4	2	1	23
24	Smith, R.	0-0	0-0	0-0	0	0	0	0	0	0	0	2
24	Mingo, H.	5-12	0-2	1-2	7	2	11	4	0	1	0	27
33	Martin, D.	0-0	0-0	0-0	0	0	0	0	2	0	0	2
TEAM					3							
TOTALS		24-56	8-19	6-8	27	19	62	15	11	4	6	200
		(.429)	(.421)	(.750)								

No.	Tennessee	FG	3FG	FT	R	F	TP	A	TO	B	S	MIN
20	Hall, K.	1-5	0-0	0-0	5	1	2	1	3	2	0	17
34	Maymon, J.	5-6	0-0	1-3	11	0	11	1	2	0	0	23
52	McRae, J.	3-9	1-5	2-2	1	1	9	1	3	2	0	17
11	Golden, T.	5-11	1-4	6-7	3	2	17	11	3	0	0	31
23	Tatum, C.	4-10	3-6	2-3	4	1	13	2	0	0	2	31
01	Richardson, J.	4-7	1-3	2-2	2	1	11	2	0	0	2	18
02	Campbell, G.	0-0	0-0	0-0	0	0	0	0	0	0	0	1
03	Woolridge, R.	0-4	0-2	0-0	5	0	0	0	0	1	0	15
13	McBees, S.	5-11	5-9	0-0	3	2	15	2	0	0	2	30
24	Lopez, B.	0-0	0-0	0-0	0	0	0	0	0	0	0	2
25	Miller, D.	3-4	0-0	1-3	6	3	7	0	0	0	1	15
TEAM					6							
TOTALS		30-67	11-29	14-20	46	11	85	20	11	5	7	200
		(.448)	(.379)	(.700)								

Technical Fouls: None

Officials: Tony Greene, Mike Nance, Chuck Jones

Attendance: 14,751

Score by Half

ULM .....	33-29	62
Tennessee .....	33-52	85

Game 4 • Nov. 19 • University Center • Hammond, La.			
	ULM	60	
	SOUTHEASTERN LA.	63	

HAMMOND, La. - Fred Brown had his 3-point attempt rim out at the buzzer as Southeastern Louisiana held on to defeat ULM 63-60 Saturday evening inside the University Center.

Brown took the inbound pass with 5.7 seconds remaining and got a wide-open 3-point attempt that would have tied the game. Brown finished with a team-high 16 points and six assists on 8-of-18 shooting for the Warhawks. Sophomore guard Charles Winborne totaled a career-best 15 points, and sophomore guard Marcellis Hansberry finished with 11 points.

The Warhawks (0-4) trailed 39-27 at the break, but used a strong defensive performance in the second half to get back into the game. ULM got to as close as one at 61-60 with 23 seconds remaining.

The Lions (2-1) looked to be in control up 61-56 with 1:00 remaining before ULM scored four straight points to make it interesting. Hansberry connected on two free throws with 34 seconds remaining, then stole the ensuing inbound pass and dished off to senior forward Christian Bibi Ndongo for the easy lay-in with 23 seconds left.

ULM looked to have another steal with 10 seconds remaining and down 61-60, but Hansberry was called out-of-bounds, giving the ball back to Southeastern Louisiana. Daron Populist converted a pair of free throw attempts to give the Lions their final margin of victory.

Brandon Fortenberry led Southeastern Louisiana with 23 points on 9-of-13 shooting, while Roosevelt Johnson chipped in 20 points and eight rebounds. Populist hit all four of his shot attempts, including three 3-pointers to register 13 points.

ULM used a 10-0 run midway through the second half to cut a 14-point Southeastern lead to four at 47-43 with 9:39 remaining. A layup by Brown and a pair of free throws by freshman Trey Lindsey narrowed the deficit to 50-47 with 6:54 remaining.

Fortenberry had 15 points in the first half and helped Southeastern Louisiana to a 39-27 lead at the break. The Lions shot 56 percent from the field in the half and made five 3-pointers.

After ULM scored the opening two points, Southeastern Louisiana countered with a 13-2 run to take a 13-4 advantage with 14:06 remaining in the first half. Fortenberry and Johnson each had four points during that stretch for the Lions.

ULM answered by scoring nine straight points to cut the lead to 13-11, capped by a jumper from Brown.

The Lions then scored 10 of the next 14 points in the game to build a 23-14 advantage with 7:20 remaining in the half. A Fortenberry 3-pointer gave Southeastern Louisiana its largest lead of the half at 37-23 with just under three minutes left before halftime.

No.	ULM	FG	3FG	FT	R	F	TP	A	TO	B	S	MIN
05	Bibi Ndongo, C.	2-3	0-0	1-2	2	3	5	0	0	1	1	22
04	McCray, R.	2-5	1-4	0-0	0	1	5	1	0	0	0	13
10	Mackey, T.	1-1	0-0	0-0	0	1	2	0	2	0	0	7
24	Mingo, H.	1-5	0-2	0-0	1	2	2	0	0	0	1	17
55	Brown, F.	8-18	0-4	0-0	3	2	16	6	3	0	3	40-
03	Hansberry, M.	4-8	1-2	2-3	5	4	11	2	1	0	1	25
11	Winborne, C.	6-12	3-6	0-0	3	2	15	3	2	0	1	35
35	Lindsey, T.	0-3	0-1	2-2	4	1	2	0	0	0	0	21
41	Ribeiro, F.	1-1	0-0	0-0	3	1	2	0	1	0	1	20
TEAM					3							
TOTALS		25-56	5-19	5-7	24	15	60	12	9	1	8	200
		(.446)	(.263)	(.714)								

No.	Southeastern La.	FG	3FG	FT	R	F	TP	A	TO	B	S	MIN
10	Johnson, R.	7-15	0-0	6-8	8	2	20	0	2	3	0	32
25	Petrovic, J.	1-3	0-0	0-0	5	2	2	0	2	0	0	19
05	Fortenberry, B.	9-13	4-8	1-4	5	0	23	3	1	1	1	38
12	Populist, D.	4-4	3-3	2-2	0	1	13	1	2	0	0	27
22	Campbell, J.	1-4	1-2	1-2	4	0	4	2	4	1	0	32
01	Nelson, T.	0-0	0-0	0-0	2	0	0	0	0	0	0	6
11	Benton, A.	0-3	0-1	0-0	3	0	0	1	1	0	0	19
20	Patterson, D.	0-2	0-1	0-0	4	3	0	5	4	0	1	20
24	Harrel, M.	0-0	0-0	1-2	0	0	1	1	0	0	0	7
TEAM					4							
TOTALS		22-44	8-15	11-18	35	8	63	13	16	5	2	200
		(.500)	(.533)	(.611)								

Technical Fouls: None

Officials: Andrew Walton, John Hendricks, Raymond Shipp

Attendance: 877

Score by Half

ULM .....	27-33	60
Southeastern La. ....	39-24	63



Game 5 - Nov. 22 - Humphrey Coliseum - Starkville, Miss.				
	ULM	63		78
	MISSISSIPPI STATE			

STARKVILLE, Miss. - No. 24 Mississippi State used a pair of big runs to defeat ULM 78-63 Monday evening inside Humphrey Coliseum. It marked the end to a tough start to the season for the Warhawks (0-5) in which they played five games in 11 days - four on the road.

The Bulldogs had runs of 14-0 (first half) and 18-1 (second half) to win their fourth straight and improve to 5-1 on the season. The Warhawks did not make it easy though as they led by as many as eight in the first half and trailed just 31-26 at the break.

Senior guard Fred Brown turned in another stellar performance for the Warhawks with a season-high 21 points on 7-of-12 shooting. Brown connected on 3-of-5 from 3-point range while also tallying two assists and two steals.

ULM upped its shooting for the fifth straight game and finished the contest shooting 49.0 percent from the field. Mississippi State countered by shooting 50.8 percent from the field and knocking in 10 3-pointers.

With the Warhawks leading by two, Mississippi State used an 18-1 run to take a 57-42 advantage with 10:10 remaining in the game. The run spanned 5:57 and was capped by a 3-pointer by Dee Bost. Bost led the Bulldogs with 21 points and five assists in the game, including four 3-pointers.

Rodney Hood chipped in 20 points and eight assists and Brian Bryant finished with 17 points, 10 rebounds and four assists for the Bulldogs.

Mississippi State took advantage of its size with a 36-16 advantage in the paint and a 17-3 edge in second-chance points. ULM hung in on the boards against the Bulldogs with just a 32-26 deficit.

Sophomore guard Marcelis Hansberry also had a season-best night with 13 points, while senior guard Hugh Mingo and sophomore guard Charles Winborne each contributed nine points for ULM.

ULM hit four of its first five shots of the game, including a pair of 3-pointers by Brown, to take an early 11-5 advantage. Hansberry scored on a layup with 13:51 to give the Warhawks a 15-10 lead.

Mississippi State reeled off five straight points - all from Jalen Steele -- to tie the score at 15-15 with 12:13 remaining in the first half before ULM used an 8-0 run to build its largest lead of the game.

Freshman Trey Lindsey hit a jumper just inside in the 3-point line and R.J. McCray followed with a jumper of his own to vault the Warhawks in front 19-15 at the 9:08 mark of the first half. Hugh Mingo connected on a layup and Hansberry scored in transition to give ULM its largest lead at 23-15 with 7:49 remaining before halftime.

Mississippi State quickly responded, embarking on a 14-0 run spanning over seven minutes, to take a 29-23 advantage. Brown broke the run with a 3-pointer at the 1:18 mark to pull the Warhawks within three points.

The Warhawks opened the second half on 9-4 run to knot the score at 35-35 with 16:03 remaining. A jumper by Hansberry gave ULM its final lead at 41-39 with 14:31 left in the game.

No.	ULM	FG	3FG	FT	R	F	TP	A	TO	B	S	MIN
41	Ribeiro, F.	1-1	0-0	0-0	5	2	2	0	3	1	0	24
03	Hansberry, M.	6-13	0-2	1-2	2	1	13	0	0	0	1	33
10	Mackey, T.	2-6	1-4	0-0	3	1	5	3	3	0	0	28
11	Winborne, C.	4-9	1-3	0-0	4	1	9	0	2	0	0	25
55	Brown, F.	7-12	3-5	4-4	2	0	21	2	3	0	2	34
04	McCray, R.	1-2	0-0	0-0	2	1	2	3	2	0	2	22
23	Smith, R.	0-0	0-0	0-0	0	0	0	0	0	0	0	1
24	Mingo, H.	3-6	1-2	2-3	5	1	9	1	0	0	0	16
33	Martin, D.	0-1	0-0	0-0	0	0	0	0	0	0	0	1
35	Lindsey, T.	1-1	0-0	0-0	1	2	2	2	0	0	1	16
TEAM		2										
TOTALS		25-51	6-16	7-9	26	9	63	11	14	1	6	200
		(.490) (.375) (.778)										

No.	Mississippi State	FG	3FG	FT	R	F	TP	A	TO	B	S	MIN
30	Lewis, W.	2-2	0-0	0-0	5	3	4	1	0	0	0	32
00	Steele, J.	3-9	2-7	0-0	2	1	8	5	2	0	0	25
03	Bost, D.	7-16	4-9	3-4	3	4	21	5	1	0	3	31
04	Hood, R.	9-13	2-4	0-0	8	0	20	1	1	0	2	36
22	Bryant, B.	7-11	0-1	3-4	10	0	17	4	0	3	3	35
11	Clayton, R.	0-0	0-0	0-0	0	0	0	0	0	0	0	1
12	Parker, C.	0-0	0-0	0-0	0	0	0	0	0	0	0	1
15	Price, B.	0-0	0-0	0-0	0	0	0	0	0	0	0	1
20	Luczak, T.	0-0	0-0	0-0	1	0	0	0	0	0	0	1
24	Cunningham, T.	0-2	0-1	0-0	0	0	0	0	0	0	0	1
25	Johnson, R.	0-0	0-0	0-0	1	0	0	0	1	0	0	7
33	Smith, D.	3-8	2-5	0-0	1	1	8	4	3	0	0	29
TEAM		1										
TOTALS		31-61	10-27	6-8	32	9	78	20	8	3	8	200
		(.508) (.370) (.750)										

Technical Fouls: None

Officials: Mike Stuart, Pad Adams, Ed Corbett

Attendance: 4,892

Score by Half

ULM	26-37	63
Mississippi State	31-47	78

Game 6 - Nov. 26 - Fant-Ewing Coliseum - Monroe, La.		
	HARDING	71
	ULM	68

MONROE, La. - Sophomore guard Marcelis Hansberry had his 3-point attempt come up short in the final seconds as Harding defeated ULM 71-68 Saturday afternoon inside Fant-Ewing Coliseum.

The Warhawks (0-6) trailed by 11 with 3:24 remaining before making a furious comeback to cut the lead to as close as two. ULM knocked in a trio of 3-pointers during the run and finished 11-of-23 from beyond the arc in the game - the most 3-pointers ULM has made in a game since the 2007-08 season.

Sophomore guard Charles Winborne set a career high with 18 points on 7-of-12 shooting from the field. Winborne is the only ULM player to hit a 3-pointer in all six games this season. Senior guard Fred Brown chipped in 17 points and freshman Trent Mackey scored a career-best 13 points off the bench.

Trailing 66-55, ULM quickly scored five straight points - all from Mackey - to make it a 66-60 game with 2:16 to play. Mackey hit another jumper at the 1:30 mark and Brown knocked home a 3-pointer with 40 seconds remaining to cut the Harding lead to 68-65.

After a pair of free throws from Harding's Weston Jameson, Winborne connected on a 3-pointer to get the Warhawks within two at 70-68 with 19 seconds remaining. Jameson made 1 of 2 from the free-throw line on Harding's next possession, giving ULM the chance to tie the game.

Deontra Scott scored a game-high 24 points to lead four Harding (1-1) players in double figures. Zach Roddenberry contributed 13 points and seven rebounds, while Hayden Johnson and Bradley Spencer each had 10 points.

Harding shot 56 percent in the first half en route to a 40-24 advantage at the break. The Bisons led by as many as 19 (38-19) with 2:08 remaining in the half.

No.	Harding	FG	3FG	FT	R	F	TP	A	TO	B	S	MIN
12	Walters, M.	2-6	1-4	2-2	2	0	7	2	0	1	0	16
21	Johnson, H.	3-6	2-3	2-2	2	2	10	0	1	0	0	24
42	Roddenberry, Z.	6-6	0-0	1-1	7	2	13	1	1	0	0	24
10	Spencer, B.	4-6	1-2	1-2	5	1	10	5	5	0	0	35
14	Jameson, W.	0-3	0-2	3-4	3	0	3	5	4	0	1	35
03	Silverman, A.	0-3	0-2	0-0	2	0	0	0	0	0	0	5
22	Scott, D.	6-10	5-6	7-7	6	0	24	0	1	2	1	25
24	Porter, K.	1-1	0-0	0-1	1	1	2	3	4	0	0	16
32	Brown, D.	0-2	0-0	0-0	0	0	0	0	1	0	0	5
40	Cannon, L.	1-3	0-0	0-0	3	1	2	0	1	0	0	15
TEAM		2										
TOTALS		23-46	9-19	16-19	33	7	71	16	18	3	2	200
		(.500) (.474) (.842)										

No.	ULM	FG	3FG	FT	R	F	TP	A	TO	B	S	MIN
41	Ribeiro, F.	2-6	0-0	0-0	4	2	4	0	1	0	0	14
03	Hansberry, M.	2-6	0-3	2-3	3	1	6	5	2	0	2	33
11	Winborne, C.	7-12	3-6	1-1	0	2	18	4	1	0	1	30
24	Mingo, H.	0-2	0-1	0-0	1	3	0	0	0	0	0	10
55	Brown, F.	7-14	3-6	0-0	1	0	17	1	1	0	1	27
04	McCray, R.	1-2	0-0	0-0	0	0	2	0	0	0	0	16
05	Bibi Ndongo, C.	1-4	1-2	2-2	5	4	5	1	0	4	1	25
10	Mackey, T.	5-9	3-5	0-0	1	3	13	3	1	0	1	27
33	Martin, D.	0-1	0-0	0-0	0	1	0	0	1	0	1	3
35	Lindsey, T.	1-1	1-1	0-0	2	4	3	1	2	0	1	15
TEAM		3										
TOTALS		26-57	11-24	5-6	20	19	68	15	10	4	8	200
		(.456) (.458) (.833)										

Technical Fouls: None

Officials: John Healy, Mike Million, Matthew Potter

Attendance: 883

Score by Half

Harding	40-31	71
ULM	24-44	68

Game 7 - Nov. 28 - Stophor Gym - Thibodaux, La.		
	ULM	86
	NICHOLLS STATE	65

THIBODAUX, La. - ULM shot a blistering 62 percent from the field in route to an 86-65 victory over Nicholls State Monday evening inside Stophor Gym. It was the first win of the season for the Warhawks, who improved to 1-6.

The Warhawks shot 65.5 percent in the second half and outscored the Colonels 50-31 in the final 20 minutes. It was ULM's highest scoring output of the season and its highest shooting percentage in a game since December of 2009.

Sophomore guard Charles Winborne set a career high in points for the second straight game with 19 points and seven rebounds on 6-of-8 shooting. Senior guard Fred Brown scored 15 points and senior guard Hugh Mingo added 13 points, while freshman Trent Mackey chipped in 12 points and senior Fabio Ribeiro contributed 10 points and seven rebounds.

ULM used a 9-0 run to build a 75-59 lead and put the game out of reach with 5:20 remaining. Brown and Winborne each had 3-pointers during the run, while senior Christian Bibi Ndongo contributed a three-point play.

The Warhawks scored eight straight points, including a pair of 3-pointers from Brown, to build a 52-44 advantage midway through the second half. Mackey hit his third 3-pointer of the game to extend the ULM lead to 57-48 with 10:26 to play.

Mingo hit a jumper just inside the 3-point line with two seconds remaining in the first half as ULM took a 36-34 advantage at halftime. The Warhawks shot 57.1 percent in the half, including making 8 of its final 10 shots.

The lead switched hands 11 times in the first half as neither team led by more than six.

Nicholls State was led by Sam McBeath and Chris Talkington, who each chipped in 12 points on the night. Bryan Hammond had 12 points and Sterling Bailey totaled 10 points for the Colonels.

No.	ULM	FG	3FG	FT	R	F	TP	A	TO	B	S	MIN
05	Bibi Ndongo, C.	1-1	0-0	2-3	2	4	4	0	0	1	0	15
03	Hansberry, M.	4-7	1-1	0-1	3	3	9	1	0	0	1	24
10	Mackey, T.	4-7	4-7	0-0	0	2	12	0	1	0	0	24
11	Winborne, C.	6-8	3-5	4-5	7	1	19	2	1	0	0	27
35	Lindsey, T.	1-2	0-1	0-0	0	3	2	3	1	0	0	20
04	McCray, R.	1-1	0-0	0-0	0	0	2	4	0	0	0	15
24	Mingo, H.	6-9	1-2	0-1	4	2	13	1	1	0	0	21
41	Ribeiro, F.	3-5	0-0	4-7	7	3	10	1	1	0	1	25
55	Brown, F.	5-10	3-5	2-2	3	2	15	3	2	0	1	29
TEAM		4										
TOTALS		31-50	12-21	12-19	33	20	86	15	8	1	3	200
		(.620) (.571) (.632)										

No.	Nicholls State	FG	3FG	FT	R	F	TP	A	TO	B	S	MIN
02	Prest, L.	0-0	0-0	0-0	0	3	0	0	0	0	1	15
11	Talkington, C.	3-6	2-4	4-5	1	1	12	0	0	0	0	37
03	Hammond, B.	5-11	1-3	0-0	0	1	11	4	1	0	1	34
21	Rilleux, S.	4-9	1-4	3-4	4	2	12	4	2	0	1	40
23	Lewis, T.	2-4	0-1	4-5	1	5	8	1	1	0	0	12
14	Triggs, B.	0-0	0-0	0-0	0	0	0	0	0	0	0	2
15	McBeath, S.	4-10	3-7	1-2	3	2	12	2	1	0	0	30
24	Bailey, S.	3-4	2-3	2-2	4	2	10	1	0	0	0	19
34	Smith, J.	0-0	0-0	0-0	1	0	0	0	1	0	0	6
TEAM		3										
TOTALS		21-44	9-22	14-18	17	16	65	12	6	0	3	200
		(.477) (.409) (.778)										

Technical Fouls: None

Officials: Buddy Daughdrill, Gregory White, Mitchell Ervin

Attendance: 574

Score by Half

--





Game 8 - Dec. 3 - Fant-Ewing Coliseum - Monroe, La.				
	LOUISIANA TECH		73	
	ULM		71	

MONROE, La. - Sophomore Marcelis Hansberry missed a 3-point attempt from half court with time expiring as Louisiana Tech held on to defeat ULM 73-71 Saturday in a wild game inside Fant-Ewing Coliseum.

The Bulldogs looked to be in control of the game when Raheem Appleby hit a pair of free throws to give Tech a 65-57 advantage with 2:36 remaining, but ULM responded by scoring 14 points in the final two and half minutes and getting as close as one in the final seconds.

The Warhawks (1-7) shot 54.5 percent in the second half and finished at 40.4 percent for the game. ULM knocked in six 3-pointers and made a season-best 19-of-23 from the free-throw line. Louisiana Tech (3-4) shot 42.6 percent for the game, including 8-of-24 shooting from beyond the arc.

Senior guard Fred Brown led the way for the Warhawks with 17 points - all in the second half - on 4-of-10 shooting. Brown tied a season high with four 3-pointers in the game, including two in the final minute.

Brown's fourth 3-pointer of the night cut the Louisiana Tech lead to 72-69 with 21 seconds remaining. On Tech's ensuing possession, Kenyon McNeal missed both free throw attempts to give ULM a chance to tie with 18 seconds remaining.

Sophomore Charles Winborne got fouled with 4.4 seconds remaining and converted both free throws. Romario Souza converted 1- of 2- from the charity stripe, giving the Warhawks the final possession with 3.8 seconds on the clock.

Winborne finished in double figures for the third straight game with 15 points and a team-high five assists. Senior Christian Bibi Ndongo recorded a career-high 10 points and five rebounds off the bench for the Warhawks.

Appleby scored a career-best 19 points on 7-of-15 shooting to lead the way for Louisiana Tech, while Johnson registered 14 points and finished with four 3-pointers. Johnson hit a pair of big 3-pointers as part of a 9-0 run as Louisiana Tech grabbed a 65-57 lead with 2:36 remaining.

The Bulldogs held a 28-24 advantage in the paint and a pivotal 23-9 edge in points off turnovers. The Warhawks, who entered the game as one of the best teams in the Sun Belt at holding onto the ball, finished with 17 turnovers.

ULM scored the final six points of the first half to close within 32-29 at the break. The Warhawks struggled to shoot in the half, converting just 31.4 percent from the field.

The Bulldogs took control in the first half with a quick 10-0 run that included a pair of 3-pointers. Trevor Gaskins capped the run with a layup to give Louisiana Tech a 25-15 run with 8:54 remaining in the first half.

No.	Louisiana Tech	FG	3FG	FT	R	F	TP	A	TO	B	S	MIN	
25	Lewis, J.	4-5	0-0	2-2	4	3	10	1	1	0	1	26	
04	Smith, K.	0-0	0-0	0-0	1	3	0	1	0	0	0	6	
05	Gaskins, T.	2-8	0-4	2-2	4	2	6	4	0	0	2	30	
15	Johnson, C.	5-10	4-7	0-0	3	5	14	3	1	1	1	23	
21	McNeail, K.	1-8	1-6	2-4	4	2	5	4	3	0	2	32	
01	Kyser, M.	1-1	0-0	0-0	1	1	2	0	0	1	1	9	
02	Gibson, B.	2-8	2-5	2-2	3	3	8	0	2	2	0	21	
03	Appleby, R.	7-15	1-2	4-6	1	2	19	0	1	0	1	30	
20	Smith, L.	0-1	0-0	0-0	2	0	0	1	1	0	0	8	
45	Souza, R.	4-5	0-0	1-2	4	2	9	0	1	0	0	15	
TEAM		3					1						
TOTALS		26-61	8-24	13-18	30	23	73	14	10	4	8	200	
		(426)					(333) (722)						



34





Game 14 • Dec. 29 • Fant-Ewing Coliseum • Monroe, La.				
	WESTERN KENTUCKY		76	
	ULM		71	

MONROE, La. — ULM rallied back from a 15-point deficit in the second half to force overtime, but Western Kentucky survived with a 76-71 victory in the Sun Belt opener for both teams Thursday inside Fant-Ewing Coliseum.

The Hilltoppers (5-9, 1-0 SBC) scored the first four points of the overtime period and sealed the victory by going 8 of 13 from the free-throw line in the extra session. Western Kentucky finished the game 28 of 39 from the charity stripe, its most makes this season.

It marked the first overtime game for the Warhawks since Dec. 31, 2008 when they defeated UALR 95-87.

Senior guard Hugh Mingo gave the Warhawks a chance with a game-tying 3-pointer to make the score 64-41 with 2.5 seconds remaining in regulation. ULM scored the final six points of the half after trailing 64-58 with 46 seconds remaining.

Mingo scored a season-high 23 points on 9-of-15 shooting from the field. He also contributed four rebounds, two assists and two steals in a career-high 41 minutes. Sophomore center Steven McClellan had 15 points, eight rebounds and a block, while senior guard Fred Brown chipped in 13 points and a team-high five assists for the Warhawks.

George Fant finished with 17 points while going 9 of 12 from the free-throw line to lead the scoring effort for the Hilltoppers. Derrick Gordon had 13 points, and Kevin Kaspar contributed 11 points — all in the second half and overtime — for Western Kentucky.

Western Kentucky led by as many as 15 points early in the second half before ULM rallied back. The Warhawks scored 11 straight points to pull within one at 53-52 with 7:26 remaining. After five straight points from Western Kentucky, ULM used a 6-0 run to tie the score at 58 at the 4:53 mark.

ULM (1-13, 0-1 SBC) made five of its first nine shots of the game to build an 11-3 advantage at the 15:50 mark of the first half. The Warhawks extended their lead to as large as 18-8 on a pair of free throws from McClellan at the 13:28 mark.

The Hilltoppers responded by scoring nine straight points and they took their first lead of the game at 23-22 with 5:45 remaining in the first half. George Fant scored on a tip-in to cap the run for Western Kentucky.

Western Kentucky led 34-29 at halftime.

No.	Western Kentucky	FG	3FG	FT	R	F	TP	A	TO	B	S	MIN
41	Zollo, V.	3-5	1-1	0-0	2	2	7	0	0	1	0	13
44	Fant, G.	4-8	0-0	9-12	9	3	17	1	2	0	0	33
05	Gordon, D.	3-9	1-2	6-7	7	2	13	2	6	0	3	42
14	Crook, J.	3-7	0-0	1-2	4	3	7	3	5	0	1	36
52	Price, T.	3-9	0-4	3-8	6	3	9	7	1	0	0	37
00	Anyigbo, K.	0-0	0-0	0-0	1	1	0	1	0	0	0	3
01	Kaspar, K.	2-5	1-2	6-7	3	0	11	0	0	0	2	22
03	McDonald, K.	0-3	0-2	0-0	1	2	0	0	0	0	1	11
21	Snipes, N.	1-3	1-2	2-2	2	4	5	0	1	0	0	13
22	Akol, T.	3-4	0-0	1-1	1	1	7	0	0	1	0	15
TEAM		3										
TOTALS		22-53	4-13	28-39	39	21	76	14	15	2	7	225
		(.415) (.308) (.718)										

No.	ULM	FG	3FG	FT	R	F	TP	A	TO	B	S	MIN
05	Bibi Ndongo, C.	1-3	0-0	1-2	4	5	3	2	2	1	0	21
15	McClellan, S.	5-10	0-0	5-5	8	5	15	0	3	1	1	31
04	McCray, R.	2-5	0-1	3-4	2	1	7	0	4	0	4	43
24	Mingo, H.	9-15	2-5	3-5	4	4	23	2	2	0	2	41
55	Brown, F.	5-15	1-6	2-2	4	5	13	5	3	1	2	44
03	Hansberry, M.	0-0	0-0	0-0	0	0	0	0	0	0	0	1
10	Mackey, T.	2-4	2-4	0-0	1	2	6	1	0	0	0	26
35	Lindsey, T.	1-3	0-0	0-0	1	2	1	1	1	0	0	10
41	Ribeiro, F.	1-1	0-0	0-1	2	0	2	0	1	0	0	8
TEAM		4										
TOTALS		26-56	5-16	14-19	30	23	71	11	16	3	9	225
		(.464) (.313) (.737)										

Technical Fouls: None  
Officials: Keith Kimble, Charles Balunek, John Corio  
Attendance: 1,319

#### Score by Half

Western Kentucky	34-30-12	76
ULM	29-35-7	71

Game 15 • Dec. 31 • Fant-Ewing Coliseum • Monroe, La.				
	ARKANSAS STATE		65	
	ULM		63	

MONROE, La. — Marcus Hooten hit a jumper and got fouled with four seconds remaining to help propel Arkansas State past ULM, 65-63, Saturday inside Fant-Ewing Coliseum.

Senior guard Fred Brown had his game-winning 3-pointer come up short as time expired for the Warhawks, who led for all but 1:30 in the game. ULM shot 50 percent from the field and converted on 8-of-17 from 3-point range. Arkansas State benefited from the charity stripe, where they held a 19-5 advantage in the game.

Brown led the way for the Warhawks with 20 points on 8-of-16 shooting. It marked Brown's second 20-point game of the season and the 11th time he has scored in double figures. Sophomore Charles Winborne notched 11 points and five rebounds, and senior Hugh Mingo chipped in 10 points.

ULM looked in control when Winborne knocked in a 3-pointer with 10:20 remaining to give the Warhawks a 50-41 advantage. Arkansas State responded with a 12-2 run to take a one-point lead — its first lead since the opening minute of the game.

Sophomore Steven McClellan and Winborne hit back-to-back 3-pointers to pull the Warhawks back in front 58-53.

ULM shot 56.5 percent in the first half and the Warhawks led by as many as 11 in the half. Winborne hit a jumper in the lane with six seconds left in the half to give ULM a 31-22 advantage at the break.

Brandon Peterson led four Red Wolves in double figures with 18 points, including an 8-of-10 effort from the free-throw line. Hooten had 16 points, while Ed Townsel contributed 14 points and Malcolm Kirkland finished with 10 points.

ULM looked in control when Winborne knocked in a 3-pointer with 10:20 remaining to give the Warhawks a 50-41 advantage. Arkansas State responded with a 12-2 run to take a one-point lead — its first lead since the opening minute of the game.

Sophomore Steven McClellan and Winborne hit back-to-back 3-pointers to pull the Warhawks back in front 58-53.

ULM shot 56.5 percent in the first half and the Warhawks led by as many as 11 in the half. Winborne hit a jumper in the lane with six seconds left in the half to give ULM a 31-22 advantage at the break.

No.	Arkansas State	FG	3FG	FT	R	F	TP	A	TO	B	S	MIN
15	Peterson, B.	5-9	0-0	8-10	7	2	18	2	3	0	0	35
33	Kirkland, M.	4-5	0-0	2-2	5	2	10	0	3	1	0	35
02	Finn, T.	2-4	1-3	0-0	4	2	5	2	0	0	2	32
05	Hooten, M.	5-11	0-1	6-8	3	1	16	2	2	0	0	32
24	Townsel, E.	5-11	1-2	3-4	3	4	14	3	0	0	3	36
01	Dickerson, R.	0-0	0-0	0-0	0	0	0	0	0	0	0	4
03	Griswold, D.	0-0	0-0	0-0	0	2	0	0	0	0	0	6
10	Sterrenberg, A.	1-4	0-1	0-0	1	0	2	1	0	0	0	7
30	Ogbonmaja-Branch, K.	0-0	0-0	0-0	2	0	0	1	1	0	0	9
34	Zuppardo, J.	0-2	0-0	0-0	1	0	0	0	0	0	0	4
TEAM		0										
TOTALS		22-46	2-7	19-24	26	13	65	11	9	1	5	200
		(.478) (.286) (.792)										

No.	ULM	FG	3FG	FT	R	F	TP	A	TO	B	S	MIN
05	Bibi Ndongo, C.	2-3	1-1	1-1	4	5	6	2	0	1	1	28
15	McClellan, S.	4-4	1-1	0-0	8	4	9	2	4	0	1	36
04	McCray, R.	2-4	0-0	1-2	0	3	5	1	0	0	0	14
24	Mingo, H.	4-13	0-3	2-3	4	2	10	2	4	0	1	38
55	Brown, F.	8-16	3-7	1-1	1	0	20	2	2	0	2	36
03	Hansberry, M.	1-1	0-0	0-0	0	0	2	1	0	0	0	4
10	Mackey, T.	0-0	0-0	0-0	1	0	0	0	1	0	1	8
11	Winborne, C.	4-6	3-5	0-0	5	2	11	0	2	0	0	18
35	Lindsey, T.	0-0	0-0	0-0	0	2	0	0	0	0	0	7
41	Ribeiro, F.	0-3	0-0	0-0	1	1	0	0	0	1	0	11
TEAM		2										
TOTALS		25-50	8-17	5-7	26	19	63	10	13	2	6	200
		(.500) (.471) (.714)										

Technical Fouls: None  
Officials: Samuel Croft, Kyle Neve, John Healty  
Attendance: 1,061

#### Score by Half

Arkansas State	22-43	65
ULM	31-32	63

Game 16 • Jan. 5 • FAU Arena • Boca Raton, Fla.				
	ULM		30	
	FLORIDA ATLANTIC		58	

BOCA RATON, Fla. — Greg Gantt scored a game-high 20 points and Raymond Taylor added 10 as Florida Atlantic topped ULM 58-30 Thursday evening inside FAU Arena.

Florida Atlantic (5-10, 1-1 SBC) held ULM to just 19.5 percent shooting and its lowest scoring output of the season. Senior Hugh Mingo led the Warhawks with 12 points, including an 8-of-8 effort from the free-throw line. Senior Fred Brown had six points and six rebounds, and sophomore Charles Winborne chipped in six points and two assists for ULM.

The Owls broke the game open with a 13-1 midway through the second half to take a commanding 46-24 lead. Taylor had nine points and two assists during that stretch, and he capped the run with a 3-pointer with 8:15 remaining.

ULM (1-15, 0-3 SBC) fell behind 11-0 to start the game, missing its first nine shots from the field. Winborne put the Warhawks on the board with a 3-pointer to cut the Florida Atlantic advantage to 11-3 at the 10:15 mark of the half. The Owls led 23-7 at halftime.

The Warhawks got things going early in the second half and got within 31-21 with 12:02 to play before the Owls took control for good.

No.	ULM	FG	3FG	FT	R	F	TP	A	TO	B	S	MIN
05	Bibi Ndongo, C.	0-2	0-1	0-0	2	1	0	0	1	1	0	24
15	McClellan, S.	0-3	0-0	1-2	5	2	1	0	2	0	0	27
04	McCray, R.	0-2	0-0	0-0	1	0	0	0	1	0	0	14
24	Mingo, H.	2-9	0-2	8-8	3	1	12	1	2	0	0	28
55	Brown, F.	2-11	0-3	2-2	6	3	6	1	1	0	0	27
03	Hansberry, M.	0-2	0-0	0-0	2	0	0	0	2	0	0	13
10	Mackey, T.	2-5	1-3	0-0	2	0	5	0	2	0	0	18
11	Winborne, C.	2-4	2-4	0-0	1	0	6	2	1	0	0	26
35	Lindsey, T.	0-2	0-0	0-0	0	3	0	0	1	0	0	11
41	Ribeiro, F.	0-1	0-0	0-2	3	1	0	0	0	0	1	12
TEAM		5										
TOTALS		8-41	3-13	11-14	30	11	30	4	13	1	1	200
		(.195) (.231) (.786)										

No.	Florida Atlantic	FG	3FG	FT	R	F	TP	A	TO	B	S	MIN
02	Taylor, R.	4-10	2-5	0-0	4	1	10	8	1	0	1	30
13	Floyd, J.	0-0	0-0	0-0	2	1	0	0	0	0	0	6
44	Penn, K.	1-4	0-0	0-0	3	0	2	0	0	0	0	31
52	White, K.	0-6	0-0	1-2	5	4	1	1	5	1	1	23
22	Gantt, G.	8-13	4-6	0-0	5	0	20	2	0	0	1	24
01	Richardson, S.	3-7	0-3	0-0	3	3	6	0	0	2	0	17
04	Mattison, A.	1-2	0-0	1-2	5	2	3	0	0	1	0	10
05	Tucker, A.	1-1	0-0	2-2	1	0	4	1	0	0	2	12
10	Mavin, D.	2-3	0-0	0-0	3	0	4	1	0	0	0	5
21	McCoy, J.	0-0	0-0	0-0	1	3	0	0	1	0	0	16
25	Bertone, P.	1-2	0-0	0-0	0	1	2	0	0	1	0	9
31	Grier, O.	2-7	2-6	0-0	3	0	6	0	0	0	0	17
TEAM		3										
TOTALS		23-55	8-20	4-6	38	15	58	13	8	5	5	200
		(.418) (.400) (.667)										



Game 17 • Jan. 7 • U.S. Century Bank Arena • Miami, Fla.		
	ULM	54
	FIU	50

MIAMI - ULM picked up its first conference victory of the season with a 54-50 victory at FIU Saturday evening inside U.S. Century Bank Arena. The Warhawks (2-15, 1-3 SBC) led by as many as 13 points in the second half, but had to hang on as the Panthers rallied to within one in the final minute.

Senior guard Fred Brown hit 3 of 4 free throws down the stretch to clinch the victory for the Warhawks. Brown led ULM with 16 points on 4-of-12 shooting from the field. Brown also contributed three rebounds and two assists in 39 minutes of action.

With ULM clinging to a 51-50 lead with 9.8 seconds remaining, Brown sank 1 of 2 from the charity stripe. FIU's Deric Hill threw the ensuing inbounds pass right to ULM's Hugh Mingo who stole the ball and passed it quickly to Brown with 2 seconds remaining on the clock. Brown sealed the victory for the Warhawks by hitting both free throw attempts.

Sophomore Steven McClellan came up a rebound shy of a double-double with 10 points and nine rebounds, while Mingo finished a point shy of a double-double with nine points and a career-high 12 boards. Sophomore Charles Winborne notched 10 points and freshman Trent Mackey contributed nine points and a career-high seven assists.

The Warhawks, who shot 34.6 percent from the field, finished with a 40-38 advantage on the boards.

ULM went on a 7-0 run midway through the second half -- capped by a 3-pointer from Winborne -- to take a 43-30 advantage. The Panthers responded with 12-1 run spanning just over four minutes to close within 44-42 with 5:19 remaining.

Winborne hit a 3-pointer as the shot clock expired on ULM's next possession to extend the lead back to five with 4:41 to play. A layup by Brown gave ULM a 51-44 lead with 2:46 to play.

The Panthers (4-11, 1-2 SBC) did not go away though, scoring six straight points -- capped by a dunk from Dominique Ferguson -- to close to within 51-50. Phil Taylor led three FIU players in double figures with 19 points, while Ferguson chipped in 12 points and nine rebounds, and Jeremy Allen added 10 points.

Two days after scoring just 30 points in a loss at Florida Atlantic, the Warhawks netted 31 in the first half to take a 10-point halftime advantage against FIU. ULM shot 40 percent in the first half and knocked in six 3-pointers.

Brown hit back-to-back 3-pointers to spark an 11-0 run that gave the Warhawks a 23-12 advantage with 7:17 remaining before halftime. After FIU closed the gap to five with six straight points, ULM answered with back-to-back 3s from Mackey to give the Warhawks a 29-18 lead with just over three minutes to play before the break.

No.	ULM	FG	3FG	FT	R	F	TP	A	TO	B	S	MIN
15	McClellan, S.	4-7	0-0	2-6	9	3	10	2	1	1	1	36
10	Mackey, T.	3-5	3-4	0-0	3	4	9	7	1	0	1	33
11	Winborne, C.	4-13	2-7	0-0	3	2	10	0	1	0	0	40
24	Mingo, H.	3-15	1-6	2-4	12	3	9	2	4	2	4	36
55	Brown, F.	4-12	3-6	5-6	3	1	16	2	3	0	0	39
03	Hansberry, M.	0-0	0-0	0-0	1	0	0	0	1	0	0	6
04	McCray, R.	0-0	0-0	0-0	0	0	0	0	0	0	0	1
05	Bibi Ndongo, C.	0-0	0-0	0-0	1	2	0	0	1	0	0	6
35	Lindsey, T.	0-0	0-0	0-0	0	0	0	0	0	0	0	3
TEAM		8										
TOTALS		18-52	9-23	9-16	40	15	54	13	12	3	6	200
		(.346) (.391) (.563)										

No.	FIU	FG	3FG	FT	R	F	TP	A	TO	B	S	MIN
34	De La Rosa, J.	1-4	0-0	0-0	5	1	2	1	1	1	0	15
03	Ferguson, D.	6-10	0-0	0-1	9	3	12	1	3	2	1	36
11	Taylor, P.	6-18	4-9	3-4	4	1	19	2	0	0	0	38
22	Moore, B.	1-4	0-0	0-0	9	1	2	0	1	4	1	23
32	Allen, J.	4-16	1-5	1-1	4	5	10	0	1	0	2	40
00	Nunez, M.	1-1	0-0	0-0	1	0	2	1	1	0	0	6
01	Hill, D.	0-0	0-0	0-0	0	0	0	0	1	0	0	0+
05	Miro, S.	0-1	0-1	1-2	1	1	1	0	0	0	0	14
10	Bell, C.	0-2	0-1	2-2	0	2	2	2	0	0	1	19
15	Dierckx, G.	0-1	0-0	0-0	0	0	0	0	1	0	0	4
33	Akomolafe, T.	0-1	0-0	0-1	4	1	0	0	1	0	0	5
TEAM		1										
TOTALS		19-58	5-16	7-11	38	15	50	7	10	7	5	200
		(.328) (.313) (.636)										

**Technical Fouls:** None

Officials: Kerry Sitton, Glen Tuitt, Timothy Andrews

Attendance: 874

**Score by Half**

ULM	31-23	54
FIU	21-29	50

Game 18 • Jan. 12 • Fant-Ewing Coliseum • Monroe, La.		
	UALR	72
	ULM	51

MONROE, La. - Courtney Jackson scored a game-high 20 points and UALR used a strong defensive performance to defeat ULM 72-51 Thursday evening inside Fant-Ewing Coliseum.

The Trojans limited ULM to just 36.2 percent shooting, including 24.1 percent in the second half, to pull away and move to 4-0 in Sun Belt play. Jackson went 8 of 13 from the field to lead the way with 20 points, while D'Andre Williams and Chuck Guy each contributed 10 points for the Trojans.

ULM finished with four players in double figures, led by 15 points and seven rebounds from sophomore Steven McClellan. McClellan finished 6 of 12 from the field while also adding two assists, a block and a steal. Senior Fred Brown chipped in 11 points and seven rebounds, and sophomore Charles Winborne and senior Christian Bibi Ndongo added 10 points each.

UALR never trailed but had to sweat it out before using a 9-2 run to build a 45-35 advantage with 15:15 remaining in the game. The Trojans put the game away with a 10-2 spurt, capped by a layup from Reggie Fondren, to take a 60-43 lead with 7:12 remaining.

The Trojans finished with a 36-30 advantage on the boards and an 18-9 lead in points off turnovers.

UALR got off to hot a shooting start and built an early 20-6 lead with 12:17 remaining in the first half. The Trojans led by double figures for most of the half before ULM closed on a 13-4 run and trailed 38-33 at halftime.

Winborne and Mingo capped the run at the end of the half with 3-pointers and the Warhawks made a defensive stand at the buzzer to trail by five at the break.

A pair of free throws by McClellan on the first possession of the second half pulled the Warhawks within 38-35 before UALR pulled away.

No.	UALR	FG	3FG	FT	R	F	TP	A	TO	B	S	MIN
12	Jackson, C.	8-13	0-0	4-4	4	3	20	3	3	1	1	34
23	Lockhart, T.	4-6	0-2	1-1	2	0	9	0	2	0	0	22
44	Javes, M.	2-4	0-0	3-8	9	2	7	3	0	3	0	25
10	Williams, D.	4-9	2-3	0-0	6	2	10	4	3	0	4	34
13	Guy, C.	3-7	2-6	2-2	2	2	10	2	0	0	2	31
02	Sutherland, T.	2-3	0-1	0-0	2	0	4	0	0	0	0	9
05	Lawton, E.	0-1	0-1	0-0	1	0	0	1	1	0	1	8
21	Louzeiro, M.	0-3	0-0	0-0	0	1	0	0	0	0	0	7
22	Fondren, R.	2-5	0-0	2-2	1	1	6	2	0	0	1	13
24	Dillard, B.	0-0	0-0	0-0	0	0	0	2	1	0	0	4
53	Neighbour, W.	2-3	2-3	0-0	3	0	6	2	2	0	1	13
TEAM		6										
TOTALS		27-54	6-16	12-17	36	11	72	19	12	4	10	200
		(.500) (.375) (.706)										

No.	ULM	FG	3FG	FT	R	F	TP	A	TO	B	S	MIN
15	McClellan, S.	6-12	0-0	3-6	7	4	15	2	1	1	1	33
10	Mackey, T.	0-2	0-1	0-0	1	2	0	2	2	0	0	15
11	Winborne, C.	4-12	2-6	0-0	0	0	10	2	2	0	2	40
24	Mingo, H.	2-9	1-4	0-0	4	4	5	3	4	2	0	32
55	Brown, F.	4-14	2-4	1-1	7	3	11	2	4	0	2	36
03	Hansberry, M.	0-1	0-1	0-0	0	0	0	1	1	0	0	4
04	McCray, R.	0-0	0-0	0-0	1	0	0	3	0	0	0	13
05	Bibi Ndongo, C.	5-8	0-1	0-1	6	1	10	1	1	0	0	27
TEAM		4										
TOTALS		21-58	5-17	4-8	30	14	51	16	15	3	5	200
		(.362) (.294) (.500)										

**Technical Fouls:** None

Officials: Billy Dunlap, James Barker, Ray Acosta

Attendance: 1,337

**Score by Half**

UALR	38-34	72
ULM	33-18	51

Game 19 • Jan. 14 • Fant-Ewing Coliseum • Monroe, La.		
	NORTH TEXAS	68
	ULM	55

MONROE, La. - North Texas got out to an early lead and held on for a 68-55 victory over ULM Saturday in Sun Belt action inside Fant-Ewing Coliseum.

The Mean Green (11-8, 4-2 SBC) led by as many as 23 points in the second half before ULM made a late run and cut the margin to as close as 66-55 with 3:07 remaining. Roger Franklin answered for North Texas with a layup in transition and the Mean Green held the Warhawks scoreless over the final three minutes to hang on for the victory.

Sophomore guard Charles Winborne led ULM with 15 points on 5-of-8 shooting from the field. Sophomore guard Marcellis Hansberry added eight points and sophomore center Steven McClellan chipped in seven points and a career-high 13 rebounds for the Warhawks.

Brandon Walton led all scorers with 18 points, including five 3-pointers, to lead the Mean Green. Franklin tallied 16 points and 15 rebounds and Tony Mitchell chipped in 15 points and nine rebounds.

ULM (2-17, 1-5 SBC) trailed 61-49 with 5:09 remaining when Walton hit a deep 3-pointer as the shot clock expired to extend the Mean Green lead back to 15.

Winborne knocked in a pair of free throws for the Warhawks, then hit a jumper in the lane to cut the North Texas advantage to 66-53 with 3:56 left. Sophomore guard R.J. McCray stole the ball on the ensuing North Texas possession and finished with a layup to get the Warhawks within 11.

ULM finished with a season-high 44 rebounds while holding North Texas to 35.5 percent shooting from the field. The Warhawks limited the Mean Green to just 27.6 percent in the second half.

The Warhawks shot 22.2 percent in the first half and trailed the Mean Green 37-18 at the break.

No.	North Texas	FG	3FG	FT	R	F	TP	A	TO	B	S	MIN
13	Mitchell, T.	5-10	3-4	2-4	9	3	15	1	4	3	2	34
02	Walton, B.	6-10	5-8	1-2	2	3	18	1	1	0	1	28
03	Williams, A.	2-6	0-1	0-0	2	3	4	2	1	0	1	25
05	Jones, C.	2-8	0-4	1-2	2	0	5	2	1	0	2	26
32	Franklin, R.	5-14	0-0	6-9	15	3	16	2	1	1	0	33
11	Robinson, F.	0-3	0-2	0-0	1	1	0	0	0	0	0	5
14	Norris, T.	0-3	0-0	0-0	2	1	0	1	1	0	0	18
23	Williams, J.	1-6	0-1	6-7	0	0	8	2	2	1	1	19
25	Stojiljkovic, N.	1-2	0-0	0-0	0	2	2	0	0	0	0	5
33	Hall, T.	0-0	0-0	0-0	1	0	0	1	0	0	0	4
34	Edwards, A.	0-0	0-0	0-0	2	2	0	0	1	0	0	3
TEAM		4										
TOTALS		22-62	8-20	16-24	40	18	68	12	13	5	7	200
		(.355) (.400) (.667)										

No.	ULM	FG	3FG	FT	R	F	TP	A	TO	B	S	MIN
05	Bibi Ndongo, C.	2-7	0-1	1-2	3	4	5	0	0	0	0	20
15	McClellan, S.	0-6	0-0	7-8	13	4	7	1	1	0	1	20
11	Winborne, C.	5-8	3-5	2-2	1	3	15	0	1	0	0	27
24	Mingo, H.	1-3	1-2	0-0	3	3	3	0	4	1	0	15
55	Brown, F.	1-7	0-4	2-2	4	0	4	1	4	0	2	22
03	Hansberry, M.	4-8	0-1	0-0	6	1	8	1	4	0	1	17
04	McCray, R.	2-2	0-0	0-1	1	3	4	0	2	1	2	20
10	Mackey, T.	0-5	0-3	0-0	3	1	0	1	1	0	0	19
35	Lindsey, T.	2-6	0-2	3-4	2	1	7	2	1	0	0	20
41	Ribeiro, F.	1-3	0-0	0-2	5	2	2	1	0	0	1	20
TEAM		3										
TOTALS		18-55	4-18	15-21	44	22	55	7	18	2	7	200
		(.327) (.222) (.714)										

**Technical Fouls:** None


Officials: Sean Casey, Alan Cosby, Keith Kimble

Attendance: 1,166

**Score by Half**

North Texas	37-31	68
ULM	18-37	55



Game 20 • Jan. 19 • Fant-Ewing Coliseum • Monroe, La.		
	<b>DENVER</b>	<b>63</b>
	<b>ULM</b>	<b>48</b>

MONROE, La. - Denver rolled to a 63-48 victory over ULM Thursday in Sun Belt action inside Fant-Ewing Coliseum.

The Pioneers (15-4, 5-1 SBC) shot 50 percent from the field while holding the Warhawks to 36.5 percent from the field. Denver entered the night ranked No. 2 in the Sun Belt in scoring defense, allowing just 60.7 points per game.

Sophomore guard Charles Winborne led the Warhawks with 18 points and five rebounds. It marked the fourth straight game that Winborne has reached double figures in scoring. He has led the Warhawks in scoring in two straight contests.

ULM (2-18, 1-6 SBC) got as close as 11 at 57-46 with 4:33 to play before Denver scored four straight points to put the game away. Brian Stafford, the Sun Belt's leading scorer, finished with a team-high 17 points to lead the Pioneers. Chris Udofia chipped in 12 points and eight rebounds and Royce O'Neale added 10 points, eight rebounds and three assists for Denver.

Leading 11-9 early, the Pioneers held the Warhawks scoreless for just under eight minutes, embarking on a 12-0 run, to build a 23-9 advantage. A 3-pointer by Winborne ended the ULM drought at the 6:33 mark of the half.

Denver held ULM to just 29.2 percent shooting in the first half and held a 36-18 lead at the break.

Winborne scored 13 points in the second half, including eight straight to open the half. His 3-pointer with 17:11 remaining cut the Denver lead to 38-26. After a layup from Stafford, freshman forward Trey Lindsey knocked home a 3-pointer to get the Warhawks within 11 at 40-29 with 16:12 to play.

Denver answered with an 11-3 spurt, capped by a 3-pointer from O'Neale with 11:15 remaining, to stretch its lead to 51-35.

No.	Denver	FG	3FG	FT	R	F	TP	A	TO	B	S	MIN
05	Stafford, B.	7-11	2-5	1-2	3	0	17	1	1	0	0	34
10	Lewis, R.	3-9	1-3	2-2	3	1	9	0	0	0	0	15
23	Olson, B.	0-2	0-2	0-0	0	3	0	5	1	0	1	29
32	Hallam, C.	2-5	0-2	1-2	6	2	5	3	2	1	0	33
34	Udofia, C.	5-10	0-2	2-2	8	2	12	1	1	0	0	33
12	Coughlin, J.	3-5	0-2	0-0	2	1	6	0	0	0	1	7
14	Foeman, B.	0-1	0-1	2-2	1	1	2	3	1	0	0	13
15	Hallam, T.	1-2	0-1	0-0	0	0	2	0	1	0	0	13
20	O'Neale, R.	4-5	1-1	1-2	8	1	10	3	2	1	1	23
<b>TEAM</b>					<b>1</b>							
<b>TOTALS</b>		<b>25-50</b>	<b>4-19</b>	<b>9-12</b>	<b>32</b>	<b>11</b>	<b>63</b>	<b>16</b>	<b>9</b>	<b>2</b>	<b>3</b>	<b>200</b>
		<b>(.500) (.211) (.750)</b>										

No.	ULM	FG	3FG	FT	R	F	TP	A	TO	B	S	MIN
05	Bibi Ndong, C.	0-1	0-0	0-0	2	1	0	0	1	0	0	15
11	Winborne, C.	7-16	3-8	1-1	5	0	18	1	1	0	1	29
15	McClellan, S.	3-7	0-0	3-3	4	0	9	1	0	0	0	28
24	Mingo, H.	0-9	0-1	0-0	3	3	0	1	3	0	1	22
55	Brown, F.	1-5	0-1	0-2	1	1	2	2	2	0	0	12
03	Hansberry, M.	0-4	0-1	0-0	2	0	0	2	0	0	0	26
04	McCray, R.	3-3	0-0	0-0	0	1	6	0	1	1	1	17
10	Mackey, T.	3-4	2-3	0-0	1	3	8	1	2	0	0	32
35	Lindsey, T.	1-2	1-2	0-0	3	2	3	2	1	0	0	16
41	Ribeiro, F.	1-1	0-0	0-0	0	0	2	0	0	0	0	3
<b>TEAM</b>					<b>5</b>							
<b>TOTALS</b>		<b>19-52</b>	<b>6-16</b>	<b>4-6</b>	<b>26</b>	<b>11</b>	<b>48</b>	<b>10</b>	<b>11</b>	<b>1</b>	<b>3</b>	<b>200</b>
		<b>(.365) (.375) (.667)</b>										

**Technical Fouls:** None  
**Officials:** James Barker, Lee Cassell, John Heatly  
**Attendance:** 1,640  
**Score by Half**  
 Denver ..... 36-27 63  
 ULM ..... 18-30 48



## TV/RADIO ROSTER



**3 • MARCELIS HANSBERRY**  
Sophomore • Guard  
Jackson, Miss.



**4 • R.J. MCCRAY**  
Sophomore • Guard  
Grand Prairie, Texas



**5 • CHRISTIAN BIBI NDONGO**  
Senior • Forward  
Yaounde, Cameroon



**10 • TRENT MACKEY**  
Freshman • Guard  
Tampa, Fla.



**11 • CHARLES WINBORNE**  
Sophomore • Guard  
Shreveport, La.



**14 • IFE EKE**  
Sophomore • Forward  
Lagos, Nigeria



**15 • STEVEN MCCLELLAN**  
Sophomore • Center  
Fresno, Calif.



**23 • REGINALD SMITH**  
Freshman • Guard  
Columbia, La.



**24 • HUGH MINGO**  
Senior • Guard  
West Monroe, La.



**33 • D'ANDRE MARTIN**  
Freshman • Guard  
Monroe, La.



**35 • TREY LINDSEY**  
Freshman • Forward  
Austin, Texas



**41 • FABIO RIBEIRO**  
Senior • Center  
Caetnopolis, Brazil




**55 • FRED BROWN**  
Senior • Guard  
West Palm Beach, Fla.



**KEITH RICHARD**  
Head Coach



**CORD WRIGHT**  
Assistant Coach



**BRANDON ROBERTS**  
Assistant Coach